

LA POMPA VIENE FORNITA CON GUARNIZIONE SAGOMATA + VITI DI FISSAGGIO + LEVA DI AZIONAMENTO L=600 mm

THE PUMP IS SUPPLIED WITH SHAPED SEAL, FIXING SCREWS AND ACTING LEVER 23.6 inch LONG

SCHEMA IDRAULICO / HYDRAULIC CIRCUIT

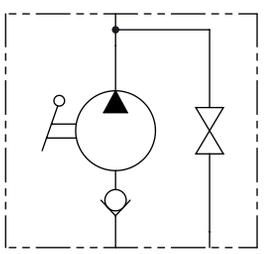

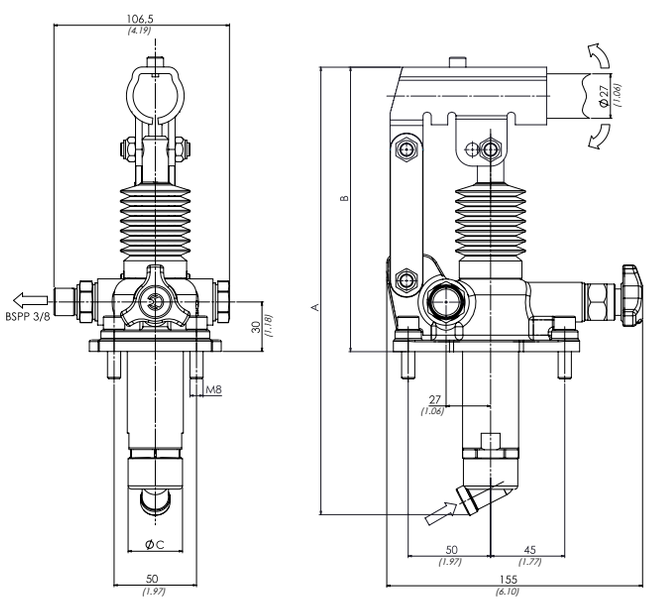

mm
(Inches)

CODICE ORDINAZIONE / ORDERING CODE

01	02	03	04
PMS			

01	POMPA A MANO DOPPIO POMPAGGIO PER CILINDRO A SEMPLICE EFFETTO DOUBLE PUMPING HAND PUMP FOR SINGLE ACTING CYLINDER				**PMS**
02	CILINDRATA DISPLACEMENT	mm - inch A	 B	 C	
	6 cm³ (0.37 in³)	**253** (9.96)	**166** (6.54)	**34** (1.34)	**6**
	12 cm³ (0.73 in³)	**253** (9.96)	**166** (6.54)	**34** (1.34)	**12**
	25 cm³ (1.53 in3)	**273** (10.75)	**172** (6.77)	**34** (1.34)	**25**
	45 cm³ (2.75 in3)	**283** (11.14)	**172** (6.77)	**40** (1.57)	**45**
03	OPTIONAL	Senza soffietto - Without rubber protection			
		Con soffietto - With rubber protection			**P**
04	OPTIONAL	Senza rubinetto di scarico con valvola di massima Without unloading valve With relief valves			**WRV**
		Senza rubinetto di scarico Without unloading valve			**W**
		Con joystick With joystick			**J**
		Con leva di scarico Ø 27 mm With unloading lever Ø 1.06 inch			**L**
		Con valvola di massima pressione With relief valves			**RV**
		Con joystick e valvola di massima pressione With joystick and relief valve			**JRV**
		Con leva di scarico e valvola di massima pressione With unloading lever and relief valvess			**LRV**

CARATTERISTICHE TECNICHE / TECHNICAL CHARACTERISTICS

TIPO TYPE	PRESSIONE OTTIMALE OPTIMAL PRESSURE bar-PSI	PRESSIONE MAX MAX PRESSURE bar-PSI	PESO APPROX APPROX WEIGHT kg-lbt
PMS6	**420** (6090)	**500** (7250)	**3,7** (8.15)
PMS12	**220** (3190)	**380** (5510)	
PMS25	**120** (1740)	**350** (5075)	
PMS45	**80** (1160)	**280** (4060)	

DATI TECNICI / TECHNICAL DATA

Olio idraulico - Mineral oil	**ISO 6743/4** (DIN 51524)
Viscosità olio - Oil viscosity	**15-250 mm²/s** (15 to 250 cSt)
Classe di contaminazione max Max contamination index	**ISO 4406:1999 Classe 19/17/14**
Temperatura dell'olio - Oil temperature	**-20°C +80°C** -4°F + 176°F
Temperatura ambiente - Environment temperature	**-20°C +50°C** -4°F + 122°F

È indispensabile la presenza di un filtro nel circuito idraulico per proteggere la valvola (filtrazione consigliata 15 µm)

A filter into the hydraulic circuit necessary to protect the valve (advised filtration 15 µm)

I dati presenti nel catalogo possono essere soggetti a variazioni, pertanto OLEOWEB si riserva il diritto di apporre modifiche in qualunque momento e senza alcun preavviso.
OLEOWEB reserves the right to modify the products at any time and without notice: the technical data of the catalogue can consequently change.

J

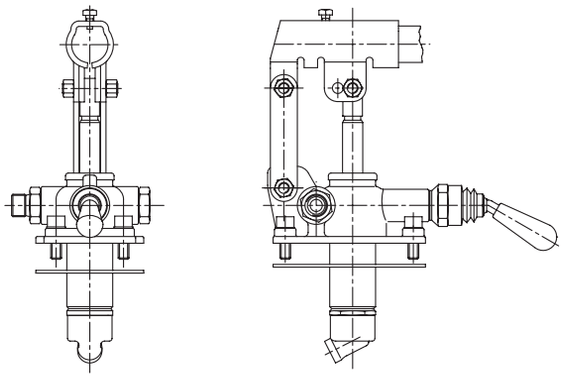

W

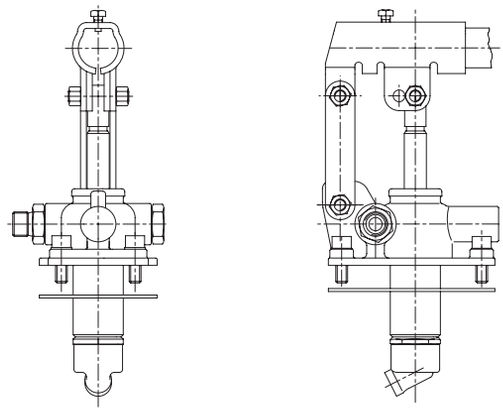

JRV

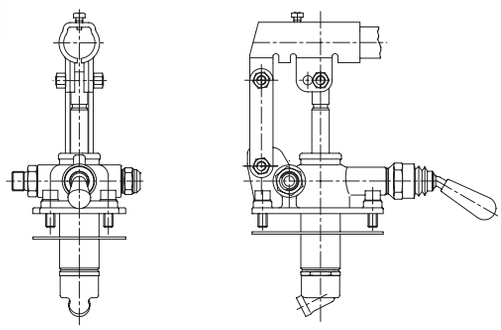

Valvola di massima Relief valve | **Molla 40/350 bar** Spring 580/5075 PSI | **Taratura Standard 100 bar** Standard Setting 1450 PSI

L

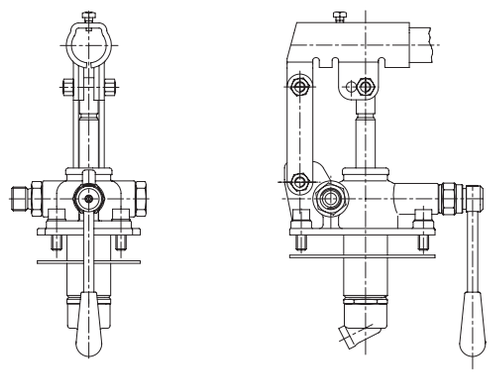

WRV

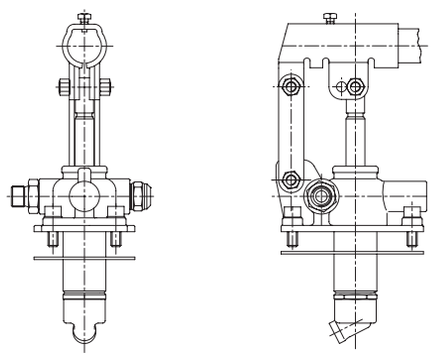

Valvola di massima Relief valve | **Molla 40/350 bar** Spring 580/5075 PSI | **Taratura Standard 100 bar** Standard Setting 1450 PSI

RV

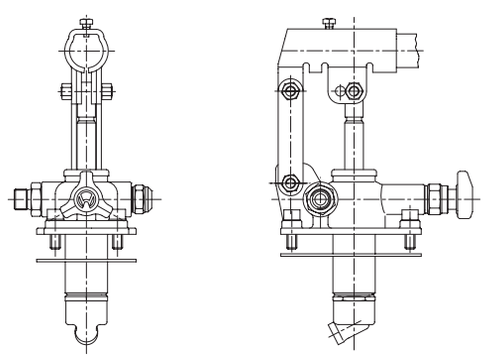

Valvola di massima Relief valve | **Molla 40/350 bar** Spring 580/5075 PSI | **Taratura Standard 100 bar** Standard Setting 1450 PSI

LRV

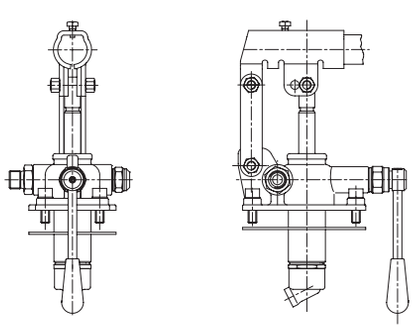

Valvola di massima Relief valve | **Molla 40/350 bar** Spring 580/5075 PSI | **Taratura Standard 100 bar** Standard Setting 1450 PSI

SFORZO ESERCITATO ALL'ESTREMITÀ DELLA LEVA

EFFORT OPERATING AT THE END OF THE LEVER

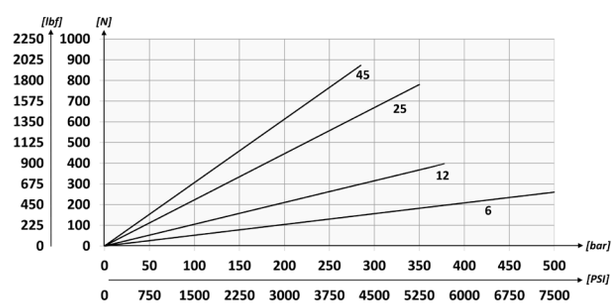

I dati presenti nel catalogo possono essere soggetti a variazioni, pertanto **OLEOWEB** si riserva il diritto di apporre modifiche in qualunque momento e senza alcun preavviso.
OLEOWEB reserves the right to modify the products at any time and without notice: the technical data of the catalogue can consequently change.