Oleodinamica 2MP SVCP-S08-TS1-N-1 Normally closed Solenoid Cartridge Valve

Manufacturer: Oleodinamica 2MP

Manufacturer part number / published order designation: SVCP-S08-TS1-N-1

Published model: SVCP-S08-TS1-N-1

About this compilation

Prepared by Hydmaster from selected manufacturer documentation. Original technical pages follow without cropped drawings, rewritten data or altered units. This cover and index are Hydmaster editorial material, not a manufacturer-issued exact-execution datasheet.

Coverage: selected pages relevant to the identified size and configuration. Other options or neighbouring models retained on an original page apply only where explicitly identified.

Execution notes and conditions

Actual supplier-selected order reconciled with OEMfamilyfields, not literallyprinted fullcode. Preserve publiceditionconflicts; do not infer omitted electrical fields. Exact supplier features call cavityC008; the current manufacturer catalogue and supplier-retained reference label C007. Cavity compatibility remains unresolved; confirm the supplied cavity before installation. Manufacturer cavity C007 conflicts with supplier C008; compatibility of the supplied cavity is not established.

Source-page index

Source page numbers below are physical pages of each complete original PDF. The original printed page labels and technical content remain unchanged. Compiled page numbers count this cover/index.

Source A: Current original OEM exact family specification, circuit and execution-field legend; do not attach99pagecatalogue.

Original pages	Compiled pages	Relevant content
82	2	Current original OEM exact family specification, circuit and execution-field legend; do not attach99pagecatalogue.

Source B: Earlier manufacturer-authored exact family reference retained by supplier; relevant original page for disclosed edition differences.

Supplemental stage/component reference; not a complete assembly drawing.

Original pages	Compiled pages	Relevant content
1	3	Earlier manufacturer-authored exact family reference retained by supplier; relevant original page for disclosed edition differences.

19.11 SVCP Valvola normalmente chiusa, pilotata SAE 08 / SAE 08 normally closed, piloted valve

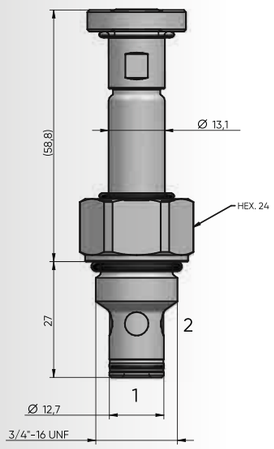

Schema idraulico / Hydraulic scheme

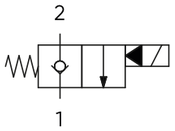

Bobina / Coil

13-39
18 W

pag. 21.0

Quando la bobina è eccitata, l'otturatore si solleva e fa si che da 2 a 1 ci sia passaggio libero, in questo modo da 1 a 2 il flusso è molto ristretto. Quando la bobina è diseccitata, la SVCP agisce come valvola di ritegno che consente il flusso libero da 1 a 2, mentre lo blocca da 2-1.
When the coil is energized the poppets lifts and opens the 2 to 1 flow path. In this operation mode, flow from 1 to 2 is severely restricted. When the coil is de-energized, the SVCP acts as check valve allowing free flow from 1 to 2, while blocking from 2 to 1.

Prestazioni / Performance

2-->1

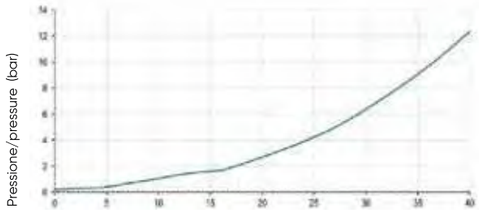

Caratteristiche tecniche / Technical features	
Pressione massima / Maximum pressure	350 bar (5075 psi)
Portata nominale / Nominal Flow	40 l/min (10,6 gpm)
Temperatura di esercizio / Operating temperature	-30 / +110 °C
Cavità / Cavity	C007
Trafilamento interno / Internal leakage	0,25 cm³/min @ 350 bar
Coppia / Torque	40-45 Nm
Peso / Weight	0,11 kg

Codice d'ordinazione / Ordering code

SVCP-S08-TS1-_-_-_____-_-_ _____

GUARNIZIONI / SEAL
N = NBR

REGOLAZIONE / REGULATION
0 = SENZA COMANDO MANUALE / NO MANUAL OVERRIDE
1 = VITE / SCREW
2 = SPINGI E GIRA / PUSH AND TWIST

TENSIONE / VOLTAGE
000 = SENZA BOBINA / WITHOUT COIL
D12 = 12 VDC
D24 = 24 VDC
220 = 220 RAC

TIPO CONNETTORE /CONNECTOR TYPE
0 = SENZA BOBINE / WITHOUT COIL
C = CAVI / LEADS
D = DIN 43650 (STD)
G = DEUTSCH DT04-2P
A = AMP JUNIOR

DIMENSIONE CORPO/ SIZE BODY
OMETTERE/OMIT
100 =BSP1/4"(pag.18.7)
200 =BSP3/8"(pag.18.7)
101 =BSP1/4"(pag.18.1)
201 =BSP3/8"(pag.18.1)
102 =BSP1/4"(pag.18.2)
202 =BSP3/8"(pag.18.2)

MATERIALE CORPO / MATERIAL BODY
OMETTERE/OMIT
S = STEEL
A = ALLUMINIUM

19.12 SVCP Valvola normalmente chiusa, pilotata SAE 10 / SAE 10 normally closed, piloted valve

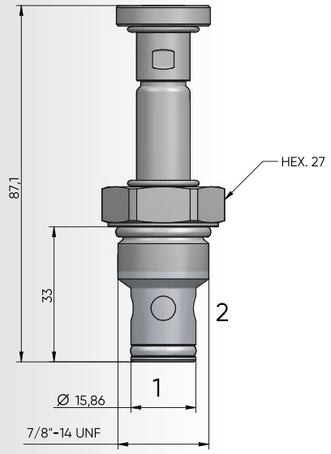

Schema idraulico / Hydraulic scheme

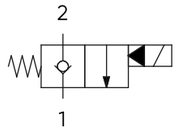

Bobina / Coil



13-39
18 W

pag.20.0

Quando la bobina è eccitata, l'otturatore si solleva e fa si che da 2 a 1 ci sia passaggio libero, in questo modo da 1 a 2 il flusso è molto ristretto. Quando la bobina è diseccitata, la SVCP agisce come valvola di ritegno che consente il flusso libero da 1 a 2, mentre lo blocca da 2-1.
When the coil is energized the poppets lifts and opens the 2 to 1 flow path. In this operation mode, flow from 1 to 2 is severely restricted. When the coil is de-energized, the SVCP acts as check valve allowing free flow from 1 to 2, while blocking from 2 to 1.

Prestazioni / Performance

2-->1

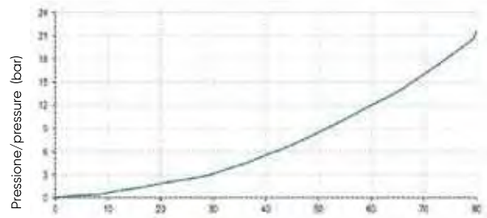

Caratteristiche tecniche / Technical features	
Pressione massima / Maximum pressure	350 bar (5075 psi)
Portata nominale / Nominal Flow	80 l/min (21,1 gpm)
Temperatura di esercizio / Operating temperature	- 30°C + 110°C
Cavità / Cavity	C035
Trafilamento interno / Internal leakage	0,25cm³/min @ 350 bar
Coppia / Torque	65-75 Nm
Peso / Weight	0,13 Kg

Codice d'ordinazione / Ordering code

SVCP-S10-TS1-_-_-_____-_-_ _____

GUARNIZIONI / SEAL
N = NBR

REGOLAZIONE / REGULATION
0 = SENZA COMANDO MANUALE / NO MANUAL OVERRIDE
1 = VITE / SCREW

TENSIONE / VOLTAGE
000 = SENZA BOBINA / WITHOUT COIL
D12 = 12 VDC
D24 = 24 VDC

TIPO CONNETTORE / CONNECTOR TYPE
0 = SENZA BOBINE / WITHOUT COIL
D = DIN 43650 (STD)
G = DEUTSCH DT04-2P
A = AMP JUNIOR

DIMENSIONE CORPO / SIZE BODY
OMETTERE/OMIT
200 =BSP3/8"(pag.18.2)
300 =BSP1/2"(pag.18.2)
301 =BSP1/2"(pag.18.7)
401 =BSP3/4"(pag.18.7)

MATERIALE CORPO / MATERIAL BODY
OMETTERE/OMIT
S = STEEL
A = ALLUMINUM

SVCP

VALVOLA NORMALMENTE CHIUSA, PILOTATA SAE 08
SAE 08 NORMALLY CLOSED, PILOTED VALVE

OLEODINAMICA 2MP

CARATTERISTICHE TECNICHE
TECHNICAL CHARATERISTICS

Pressione massima *Maximum pressure*	350 bar (5075 psi)
Portata nominale *Nominal Flow*	40 l/min (10,6 gpm)
Temperatura di esercizio *Operating temperature*	-30 / +110 °C
Cavità *Cavity*	C007
Trafilamento interno *Internal leakage*	5 cc/min (50 °C; 21 cSt; 200 bar)
Coppia Torque	40-45 Nm
Peso Weight	0,11 kg

SCHEMA IDRAULICO
HYDRAULIC SCHEME

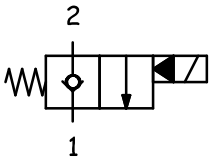

BOBINA
COIL

13-39
18 W

pag. 20.0

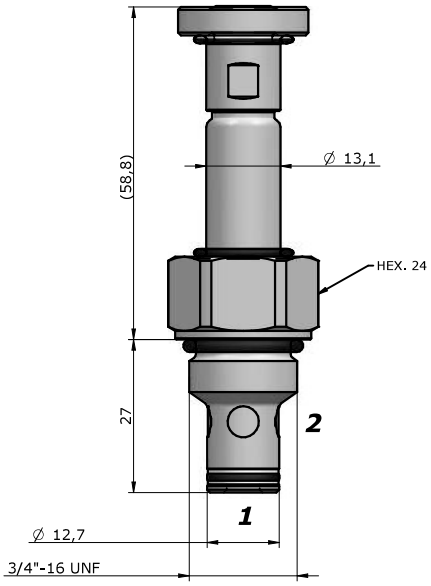

PRESTAZIONI
PERFORMANCES

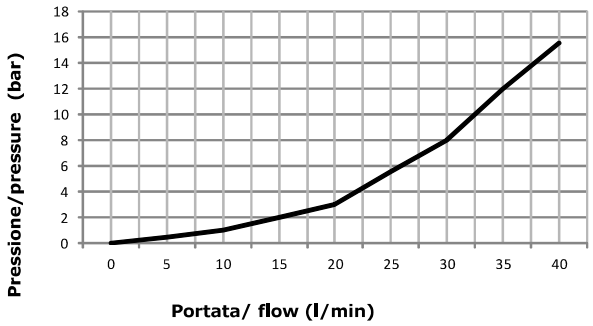

DESCRIZIONE
DESCRIPTION

Quando la bobina è eccitata, l'otturatore si solleva e fa si che da 2 a 1 ci sia passaggio libero, in questo modo da 1 a 2 il flusso è molto ristretto.
Quando la bobina è diseccitata, la SVCP agisce come valvola di ritegno che consente il flusso libero da 1 a 2, mentre lo blocca da 2-1.

When the coil is energized the poppets lifts and opens the 2 to 1 flow path. In this operation mode, flow from 1 to 2 is severely restricted.
When the coil is de-energized, the SVCP acts as check valve allowing free flow from 1 to 2, while blocking from 2 to 1.

CODICE D'ORDINAZIONE
ORDERING CODE

SVCP-S08-TS1-_ - _ - _____ - _ - __ _____

GUARNIZIONI / SEAL
N = NBR
V = VITON

REGOLAZIONE / REGULATION
0 = SENZA COMANDO MANUALE / NO MANUAL OVERRIDE
1 = VITE / SCREW
2 = SPINGI E GIRA / PUSH AND TWIST
6 = TAPPO PREMUTO / PULL AND HOLD

TENSIONE / VOLTAGE
000 = SENZA BOBINA / WITHOUT COIL
D12 = 12 VDC
D24 = 24 VDC
220 = 220 RAC
D26 = 26 VDC

TIPO CONNETTORE /CONNECTOR TYPE
0 = SENZA BOBINE / WITHOUT COIL
C = CAVI / LEADS
D = DIN 43650
G = DEUTSCH DT04-2P
A = AMP JUNIOR

SIZE BODY /DIMENSIONE CORPO
OMETTERE/OMIT
100=BSP1/4"(pag.18.7)
200=BSP3/8"(pag.18.7)
101=BSP1/4"(pag.18.1)
201=BSP3/8"(pag.18.1)
102=BSP1/4"(pag.18.2)
202=BSP3/8"(pag.18.2)

MATERIALE CORPO / MATERIAL BODY
OMETTERE/OMIT
S = STEEL
A = ALLUMINIUM

Via Nicolò Copernico 12/c-d
29027 Casoni Di Gariga - Podenzano (PC) Italy

www.oleodinamica2mp.it
Tel +39 0523 523231
Fax +39 0523 524509