Oleodinamica 2MP ES610-15-05 CETOP 3 SAE 08 Modular Housing, B line

Manufacturer: Oleodinamica 2MP

Manufacturer part number / published order designation: ES610-15-05

Published model: ES610-15-05

About this compilation

Prepared by Hydmaster from selected manufacturer documentation. Original technical pages follow without cropped drawings, rewritten data or altered units. This cover and index are Hydmaster editorial material, not a manufacturer-issued exact-execution datasheet.

Coverage: selected pages relevant to the identified size and configuration. Other options or neighbouring models retained on an original page apply only where explicitly identified.

Execution notes and conditions

Observed supplier order code reconciled against2MP manufacturer legend and circuit. Housing reference only; no cartridge performance rating assigned. Select physical59 printed15.4; preserve original source unchanged.

Source-page index

Source page numbers below are physical pages of each complete original PDF. The original printed page labels and technical content remain unchanged. Compiled page numbers count this cover/index.

Source A: Current OEM catalogue original, right-hand15.4 contains housing diagram/legend and circuits01/02/03/05/07/10. Left15.3 describes different overcentre valve; do not transfer its ratings or cartridgefunction.

Original pages	Compiled pages	Relevant content
59	2	Current OEM catalogue original, right-hand15.4 contains housing diagram/legend and circuits01/02/03/05/07/10. Left15.3 describes different overcentre valve; do not transfer its ratings or cartridgefunction.

15.3 Valvola modulare controllo discesa (overcenter) Cetop 3 / Cetop 3 overcenter modular valve

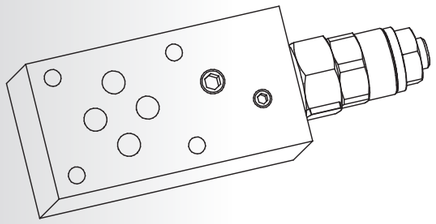

Schema idraulico / Hydraulic scheme

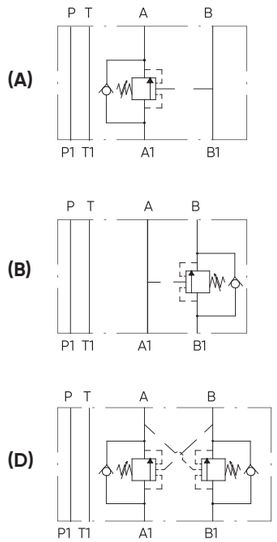

Diagramma perdite di carico / Pressure drop curves

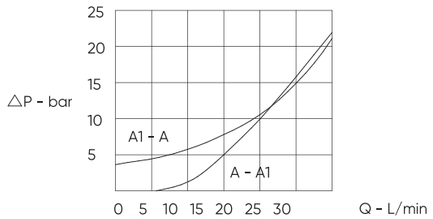

Version A-B

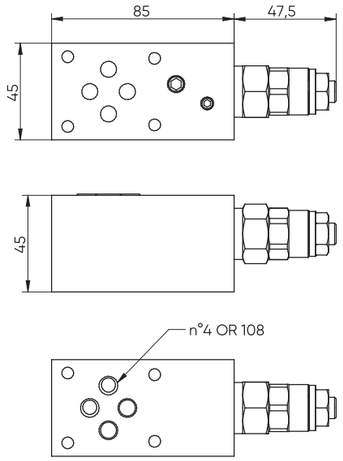

Version D

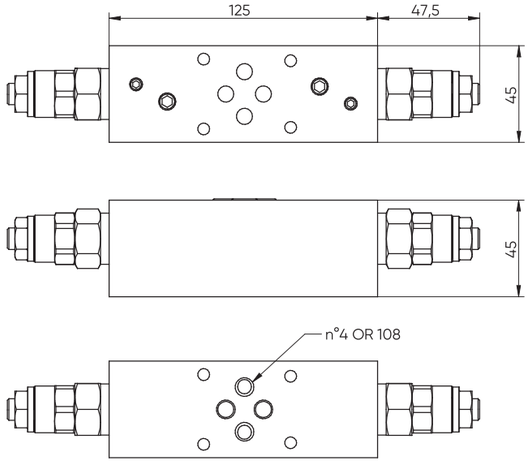

MV_ 06 – OV – _ – _ – _ – _ – 10

- **A** = ALUMINIUM
- **D** = DOUBLE
- **A** = PORT A
- **B** = PORT B
- **N** = NORMAL
- **B** = BALANCED
- **1** = 4:1 PILOT RATIO
- **2** = 50 - 210 bar
- **3** = 80 - 350 bar
- SERIES

15.4 Elemento modulare Cetop 3 per valvole SAE08 / Cetop 3 modular element for SAE08 valves

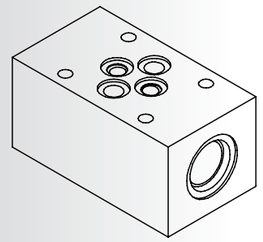

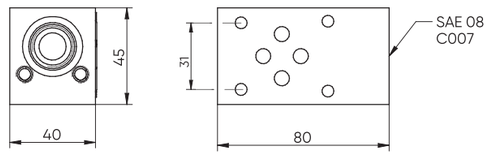

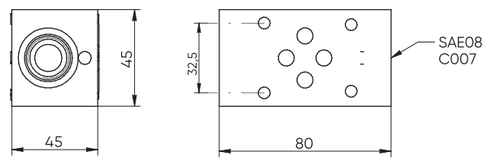

Nota / Note

I codici **03** e **05** sono realizzati tappando la cavita' non utilizzata

Codes **03** and **05** are achieved using a plug in the non required cavity

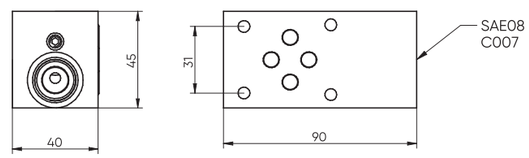

E_ 610 – 15 – __

- **S** = STEEL
- **A** = ALUMINIUM
- SEE DIAGRAMS

Schema idraulico / Hydraulic scheme

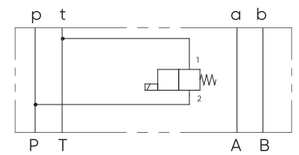

01 O-Ring side

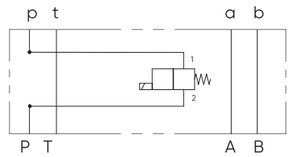

02 O-Ring side

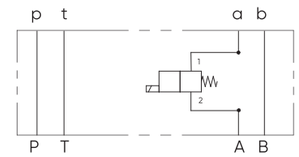

03 O-Ring side

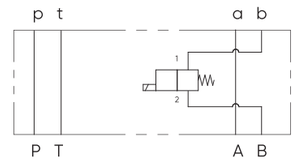

05 O-Ring side

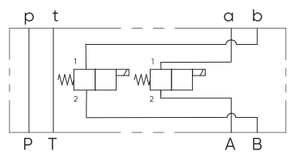

07 O-Ring side

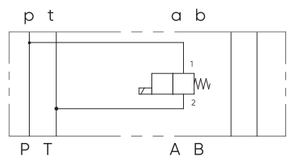

10 O-Ring side