Oleodinamica Marchesini V0604/1 VU MM 3/8 male/male in-line check valve - 1 bar cracking pressure

Manufacturer: Oleodinamica Marchesini

Manufacturer part number / published order designation: V0604/1

Published model: V0604/1

About this compilation

Prepared by Hydmaster from selected manufacturer documentation. Original technical pages follow without cropped drawings, rewritten data or altered units. This cover and index are Hydmaster editorial material, not a manufacturer-issued exact-execution datasheet.

Coverage: selected pages relevant to the identified size and configuration. Other options or neighbouring models retained on an original page apply only where explicitly identified.

Execution notes and conditions

Actual supplier SKU; no ordering-code combinations generated.

Source-page index

Source page numbers below are physical pages of each complete original PDF. The original printed page labels and technical content remain unchanged. Compiled page numbers count this cover/index.

Source A: Oleodinamica Marchesini VU MM technical datasheet

Original pages	Compiled pages	Relevant content
1	2	Exact article row or spring matrix or explicit stainless example with applicable original specification and drawing

VALVOLE UNIDIREZIONALI MASCHIO-MASCHIO
MALE/MALE CHECK VALVES

SCHEMA IDRAULICO
HYDRAULIC DIAGRAM

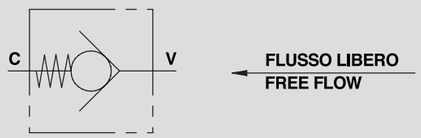

CODICE CODE	SIGLA TYPE	PORTATA MAX MAX FLOW Lt. / min	PRESSIONE MAX MAX PRESSURE Bar	PRESSIONE APERTURA STANDARD STANDARD CRACKING PRESSURE Bar
V0594/1	VU MM 1/4"	8	350	1
V0604/1	VU MM 3/8"	20	350	1
V0614/1	VU MM 1/2"	50	350	1
V0624/1	VU MM 3/4"	90	350	1
V0634/1	VU MM 1"	90	320	1
V0637/1	VU MM 1" 1/4	250	320	1
V0638/1	VU MM 1" 1/2	300	320	1
V0639/1	VU MM 2	650	320	1

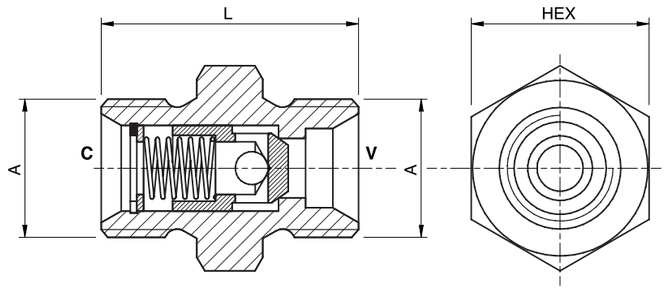

IMPIEGO:
Valvole che consentono il flusso libero in un senso e lo bloccano nel senso opposto, utilizzata per mantenere in pressione un impianto idraulico.

MATERIALI E CARATTERISTICHE:
Corpo: acciaio zincato.
Componenti interni: acciaio temprato termicamente e rettificato.
Tenuta: a cono guidato. Non ammette trafilamenti.

MONTAGGIO:
Collegare V all'alimentazione e C all'utilizzo.
Il flusso passa libero da V a C ed è bloccato nel senso opposto.

A RICHIESTA
• Pressione d'apertura diversa da quella standard: 1-3-6-9 Bar (specificare nella descrizione il valore della pressione d'apertura desiderato).

USE AND OPERATION:
Check valves allow free flow in one direction and is blocks the flow in the reverse direction, used to keep a hydraulic system pressurised.

MATERIALS AND FEATURES:
Body: zinc-plated steel.
Internal parts: hardened and ground steel.
Leakage: guided poppet - no leakage.

CONNECTIONS:
Connect V to the pressure flow and C to the actuator. Flow is free from V to C and blocked in the reverse direction.

ON REQUEST
• Different cracking pressures: 1-3-6-9 bar (please specify the desired cracking pressure in the product description).

MOLLE - SPRINGS

codice code	1 Bar	3 Bar	6 Bar	9 Bar
VU MM1/4"	V0594/1	V0594/3	V0594/6	/
VU MM 3/8"	V0604/1	V0604/3	V0594/6	/
VU MM 1/2"	V0614/1	V0614/3	V0614/6	/
VU MM 3/4"	V0624/1	V0624/3	V0624/6	/
VU MM 1"	V0634/1	/	V0634/6	/
VU MM 1" 1/4	V0637/1	/	V0637/6	V0637/9
VU MM 1" 1/2	V0638/1	/	V0638/6	V0638/9
VU MM 2"	V0639/1	/	V0639/6	V0639/9

PERDITE DI CARICO
PRESSURE DROP CURVE

Temperatura olio: 50°C - Viscosità olio: 30 cSt
Oil temperature: 50° C - Oil viscosity: 30 cSt

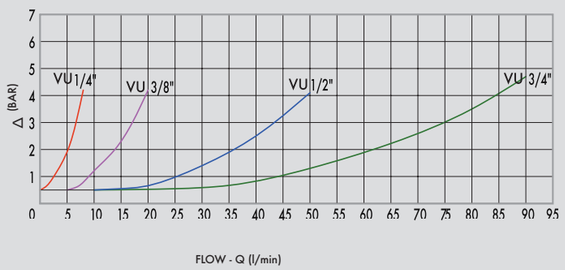

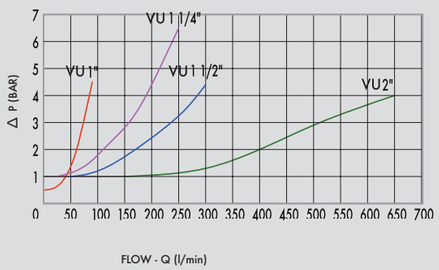

CODICE CODE	SIGLA TYPE	A GAS	L mm	Hex mm	PESO WEIGHT kg
V0594/*	VU MM 1/4"	G1/4"	32	19	0,033
V0604/*	VU MM 3/8"	G3/8"	34	22	0,053
V0614/*	VU MM 1/2"	G1/2"	39	27	0,092
V0624/*	VU MM 3/4"	G3/4"	45	32	0,142
V0634/*	VU MM 1"	G1"	55	40	0,288
V0637/*	VU MM 1" 1/4	G1" 1/4	70	50	0,594
V0638/*	VU MM 1" 1/2	G1" 1/2	86	55	0,910
V0639/*	VU MM 2	G2"	102	70	1,800