Oleodinamica Marchesini V0732/V180 VMPD 3/8 double relief valve - handknob

Manufacturer: Oleodinamica Marchesini

Manufacturer part number / published order designation: V0732/V180

Published model: V0732/V180

About this compilation

Prepared by Hydmaster from selected manufacturer documentation. Original technical pages follow without cropped drawings, rewritten data or altered units. This cover and index are Hydmaster editorial material, not a manufacturer-issued exact-execution datasheet.

Coverage: selected pages relevant to the identified size and configuration. Other options or neighbouring models retained on an original page apply only where explicitly identified.

Execution notes and conditions

Full commercial order code observed in supplier offer; factory sheet prints base/options rather than every full code.

180is spring range upperlimit,notactualsetpoint.

Seriesphoto/basegeometry representative;configuredmass/envelopenotassumedforV/PP.

Source-page index

Source page numbers below are physical pages of each complete original PDF. The original printed page labels and technical content remain unchanged. Compiled page numbers count this cover/index.

Source A: Oleodinamica Marchesini VMPD technical datasheet

Original pages	Compiled pages	Relevant content
1	2	Factory base table, spring range, adjustment legend and original circuit/dimensions for observed supplier order

VALVOLE DI MASSIMA PRESSIONE DOPPIE
DOUBLE RELIEF VALVES



SCHEMA IDRAULICO
HYDRAULIC DIAGRAM

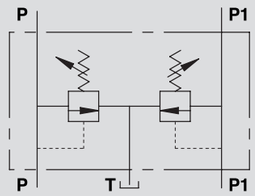

CODICE CODE	SIGLA TYPE	PORTATA MAX MAX FLOW Lt. / min	PRESSIONE MAX MAX PRESSURE Bar
V0732/000*	VMPD 3/8"	45	350
V0734/000*	VMPD 1/2"	70	350
V0739/000*	VMPD 3/4"	90	350

*000 = specificare valore della molla desiderata. Vedi tabella sotto.
*000 = please specify the desired setting range. See the table below.

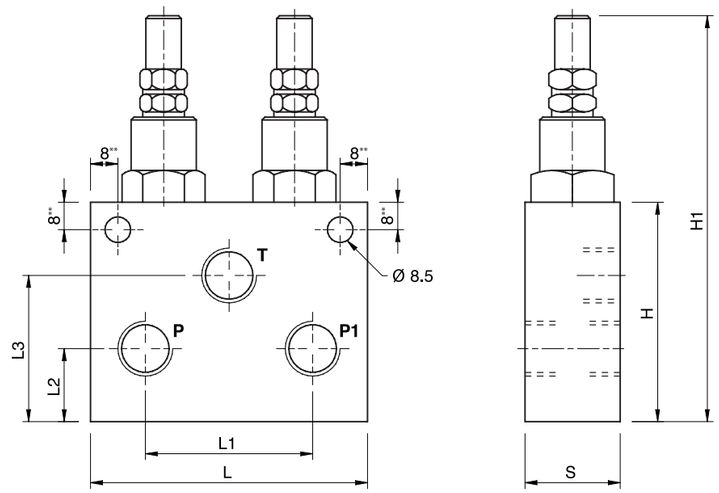

** Per la valvola V0739 questa quota è 10mm
** For V0739 valve this dimension is 10mm

IMPIEGO:
Costituita da due valvole di massima pressione, questa valvola è utilizzata per limitare la pressione di un circuito idraulico a due linee con scarico unico. Consente la regolazione indipendente di due linee di taratura.

MATERIALI E CARATTERISTICHE:
Corpo: acciaio zincato.
Componenti interni: acciaio temprato termicamente e rettificato.
Guarnizioni: BUNA N standard.
Tenuta: a cono guidato. Trafilamento trascurabile.

MONTAGGIO:
Collegare le bocche P e P1 all'alimentazione, le bocche P e P1 rimanenti alle linee da regolare in senso opposto e T al ramo di scarico.

A RICHIESTA
- Molle per diversi campi di taratura (vedi tabella)
- Pressioni di taratura specifiche (CODICE/T000 specificando il valore di taratura)

USE AND OPERATION:
Made up by 2 relief valves, the double relief valve provides overload protection in 2 hydraulic lines with 1 tank connection. It allows 2 different pressure settings.

MATERIALS AND FEATURES:
Body: zinc-plated steel.
Internal parts: hardened and ground steel.
Seals: BUNA N standard.
Leakage: Guided poppet - negligible leakage.

CONNECTIONS:
Connect P and P1 to the pressure flow, the remaining P1 and P ports to the 2 lines to be controlled but in the reverse way; connect T to the tank.

ON REQUEST
- different setting range (see the table)
- other settings available (CODE/T000 please specify the desired setting)

PRESSIONE / PORTATA
PRESSURE / FLOW

Temperatura olio: 50°C - Viscosità olio: 30 cSt
Oil temperature: 50° C - Oil viscosity: 30 cSt

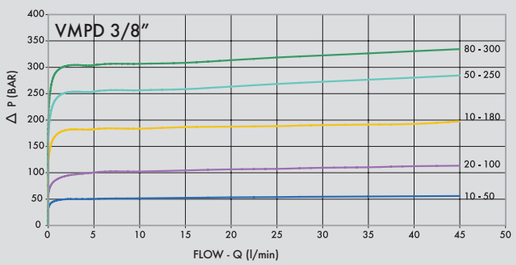

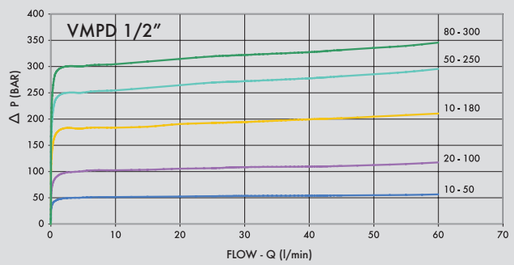

CODICE CODE	SIGLA TYPE	P - T GAS	L mm	L1 mm	L2 mm	L3 mm	H mm	H1 mm	S mm	PESO/ WEIGHT Kg
V0732/000*	VMPD 3/8"	G 3/8"	98	62	24	46	70	132	35	1,508
V0734/000*	VMPD 1/2"	G 1/2"	98	65	24	46	70	130,7	35	1,482
V0739/000*	VMPD 3/4"	G 3/4"	100	65	35	64	88	148	50	2,00

MOLLE STANDARD - STANDARD SPRINGS

campo di taratura Setting range (bar)	Incremento bar per giro Pressure increase (bar/turn) Q= 4l/min	Taratura standard Standard setting (bar)
10 - 50*	7	30
20 - 100	12	75
10 - 180 standard	30	90
50 - 250	45	130
80 - 300	50	150

REGOLAZIONE - ADJUSTEMENT

CODICE/V •	CODE/V	Volantino •	Handknob
CODICE/PP •	CODE/PP	Predisposizione alla piombatura •	Arranged for sealing cap
CODICE/P •	CODE/P	Piombatura •	Sealing cap

*Per tarature inferiori a 70 Bar: Q = 12 l/min
*For setting less than 70 Bar: Q = 12 l/min