Oleodinamica Marchesini V0693/180 in-line pressure relief valve

Manufacturer: Oleodinamica Marchesini

Manufacturer part number / published order designation: V0693/180

Published model: V0693/180

About this compilation

Prepared by Hydmaster from selected manufacturer documentation. Original technical pages follow without cropped drawings, rewritten data or altered units. This cover and index are Hydmaster editorial material, not a manufacturer-issued exact-execution datasheet.

Coverage: selected pages relevant to the identified size and configuration. Other options or neighbouring models retained on an original page apply only where explicitly identified.

Execution notes and conditions

Original /000 is explicitly placeholder, not published SKU. Actual supplier complete code observed; flow/rating visually transcribed from table, not inferred from curve endpoints.

Actual full supplier row + primary exact size/range and CODE/V or CODE/PP legend; no generated combinations, presets or option-specific envelope/mass.

Source-page index

Source page numbers below are physical pages of each complete original PDF. The original printed page labels and technical content remain unchanged. Compiled page numbers count this cover/index.

Source A: Oleodinamica Marchesini VMP-L-D5 exact execution reference

Original pages	Compiled pages	Relevant content
1	2	Original size row and actual spring/adjustment legend, hydraulic circuit and installation drawing

VALVOLE DI MASSIMA PRESSIONE IN LINEA
IN LINE MOUNTING RELIEF VALVES



SCHEMA IDRAULICO
HYDRAULIC DIAGRAM

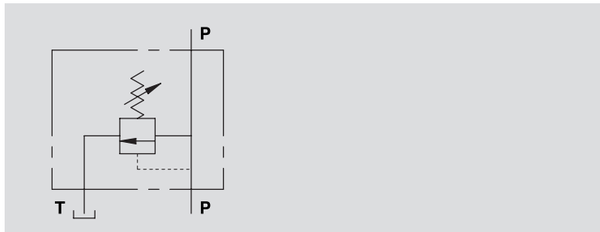

CODICE CODE	SIGLA TYPE	PORTATA MAX MAX FLOW Lt. / min	PRESSIONE MAX MAX PRESSURE Bar
V0688/000*	VMP L D5 1/4"	30	350
V0691/000*	VMP L D5 3/8"	45	350
V0692/000*	VMP L D5 1/2"	70	350
V0693/000*	VMP L D5 3/4"	90	350

*000 = specificare valore della molla desiderata. Vedi tabella sotto.
*000 = please specify the desired setting range. See the table below.

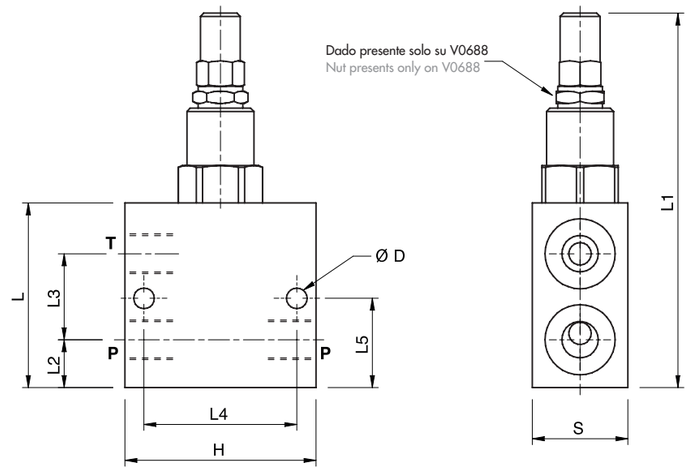

IMPIEGO:
Valvola utilizzata per limitare la pressione di un circuito idraulico ad un determinato valore di taratura. Al raggiungimento di tale valore la valvola si apre e scarica la pressione in modo che questa non salga oltre il valore di taratura.

MATERIALI E CARATTERISTICHE:
Corpo: acciaio zincato.
Componenti interni: acciaio temprato termicamente e rettificato.
Guarnizioni: BUNA N standard.
Tenuta: a cono guidato. Trafilamento trascurabile.

MONTAGGIO:
Collegare il ramo del circuito in pressione a P e il ramo di scarico a T. L'attacco P è reversibile.

A RICHIESTA
- molle per diversi campi di taratura (vedi tabella)
- pressione di taratura diversa da quella standard (CODICE/T000 specificando il valore di taratura)

USE AND OPERATION:
The relief valve limits the maximum pressure in a circuit to the valve's setting.
When the circuit pressure reaches the setting, the valve opens and stops the circuit pressure going any higher.

MATERIALS AND FEATURES:
Body: zinc-plated steel.
Internal parts: hardened and ground steel.
Seals: BUNA N standard.
Leakage: Guided poppet - negligible leakage.

CONNECTIONS:
Connect circuit port with pressure to P and tank port to T. Port P is reversible.

ON REQUEST
- different setting range (see the table)
- other setting available (CODE/T000 please specify the desired setting)

Temperatura olio: 50°C - Viscosità olio: 30 cSt
Oil temperature: 50° C - Oil viscosity: 30 cSt

CODICE CODE	SIGLA TYPE	P - T GAS	ØD mm	L mm	L1 mm	L2 mm	L3 mm	L4 mm	L5 mm	H mm	S mm	PESO WEIGHT kg
V0688/000*	VMP L D5 1/4"	G 1/4"	6,5	58	112	15	27	48	28	60	30	0,940
V0691/000*	VMP L D5 3/8"	G 3/8"	6,5	72	126	24	31	48	40	60	30	0,922
V0692/000*	VMP L D5 1/2"	G 1/2"	6,5	72	126	22	35	48	40	60	30	0,870
V0693/000*	VMP L D5 3/4"	G 3/4"	8,5	100	154	32	44	54	54	70	40	1,812

PRESSIONE / PORTATA
PRESSURE / FLOW

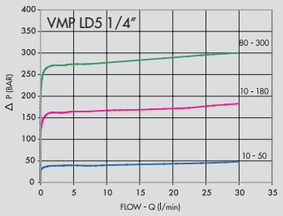

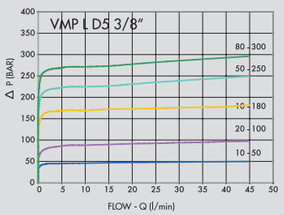

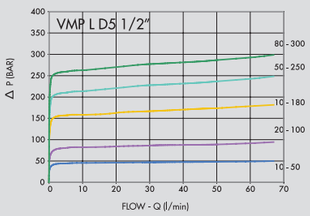

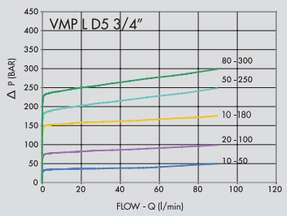

MOLLE - SPRINGS

campo di taratura Setting range (bar)	Incremento bar per giro Pressure increase (bar/turn) Q= 4l/min	Taratura standard Standard setting (bar)
10 - 50*	7	30
20 - 100	12	75
10 - 180 standard	30	90
50 - 250	45	130
80 - 300	50	150

REGOLAZIONE - ADJUSTEMENT

CODICE/V • CODE/V		Volantino	• Handknob
CODICE/PP • CODE/PP	Predisposizione alla piombatura		• Arranged for sealing cap
CODICE/P • CODE/P		Piombatura	• Sealing cap

* Per tarature inferiori a 70 Bar: Q = 12l/min * For setting less than 70 Bar: Q = 12 l/min
** Per V0688 disponibili solo versioni 10-15 / 10-190 / 80-300 ** For V0688 available only versions 10-15 / 10-190 / 80-300