Oleodinamica Marchesini V0204 VBPSL 3/4 single pilot-operated check valve

Manufacturer: Oleodinamica Marchesini

Manufacturer part number / published order designation: V0204

Published model: V0204

About this compilation

Prepared by Hydmaster from selected manufacturer documentation. Original technical pages follow without cropped drawings, rewritten data or altered units. This cover and index are Hydmaster editorial material, not a manufacturer-issued exact-execution datasheet.

Coverage: selected pages relevant to the identified size and configuration. Other options or neighbouring models retained on an original page apply only where explicitly identified.

Execution notes and conditions

Exact supplier-offered article: V0204

Manufacturer series image is representative.

No publication date inferred from upload path.

Source-page index

Source page numbers below are physical pages of each complete original PDF. The original printed page labels and technical content remain unchanged. Compiled page numbers count this cover/index.

Source A: Oleodinamica Marchesini VBPSL technical datasheet

Original pages	Compiled pages	Relevant content
1	2	Complete relevant manufacturer ratings/code table, original circuit, drawings, curves and conditions

VALVOLE DI BLOCCO PILOTATE A SEMPLICE EFFETTO A 3 VIE IN LINEA

3 WAY SINGLE PILOT OPERATED CHECK VALVES IN LINE

SCHEMA IDRAULICO
HYDRAULIC DIAGRAM

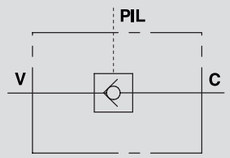

CODICE CODE	SIGLA TYPE	RAPP. PILOT PILOT RATIO	PORTATA MAX MAX FLOW Lt. / min	PRESSIONE MAX MAX PRESSURE Bar	PRESSIONE APERTURA CRACKING PRESSURE Bar
V0201	VBPSL 1/4"	1 : 9,8	20	350	2,5
V0202	VBPSL 3/8"	1 : 6,5	30	300	5
V0203	VBPSL 1/2"	1 : 4,6	45	300	3
V0204	VBPSL 3/4"	1 : 4,4	80	250	0,5
V0205	VBPSL 1"	1 : 3,5	120	220	1

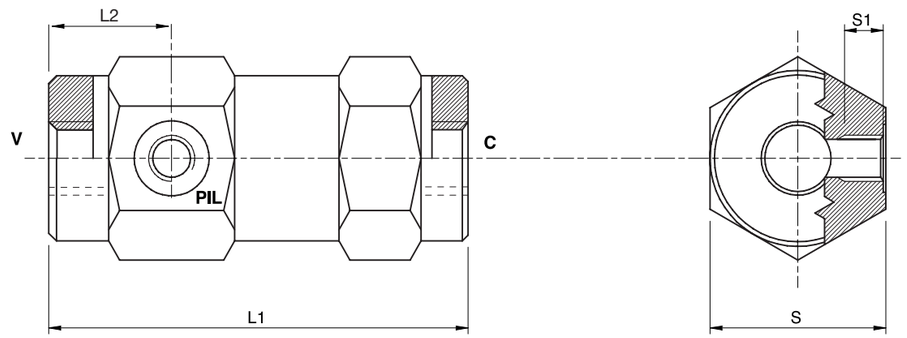

IMPIEGO:
Valvola utilizzata per bloccare in posizione un cilindro in un solo senso, consentendo il flusso in una direzione ed impedendolo in senso contrario fino a quando non si applica la pressione di pilotaggio. È realizzata per il montaggio in linea.

USE AND OPERATION:
These valves are used to block the cylinder in one direction. The flow is free in one direction and blocked in the reverse direction until pilot pressure is applied. They are designed for in-line mounting.

MATERIALI E CARATTERISTICHE:
Corpo: acciaio zincato.
Componenti interni: acciaio temprato termicamente e rettificati.
Guarnizioni: BUNA N standard.
Tenuta: a cono guidato. Trafilamento trascurabile.

MATERIALS AND FEATURES:
Body: zinc-plated steel.
Internal parts: hardened and ground steel.
Seals: BUNA N standard.
Leakage: Guided poppet - negligible leakage.

MONTAGGIO:
Collegare V all'alimentazione, C all'attuatore dove si desidera la tenuta e PIL. alla linea di pilotaggio.

CONNECTIONS:
Connect V to the supply, C to the actuator side you want the flow to be blocked and PIL to the pilot line.

A RICHIESTA
• molla 8 Bar

ON REQUEST
• 8 Bar spring

PERDITE DI CARICO
PRESSURE DROP CURVE

Temperatura olio: 50°C - Viscosità olio: 30 cSt
Oil temperature: 50° C - Oil viscosity: 30 cSt

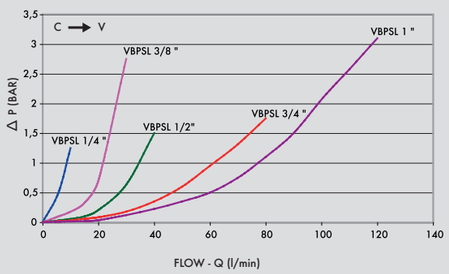

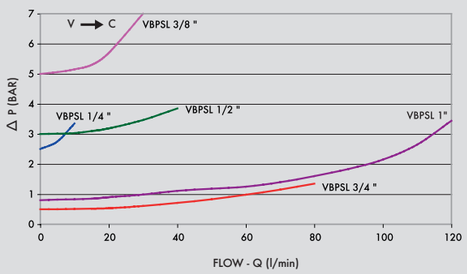

CODICE CODE	SIGLA TYPE	V - C GAS	PIL GAS	L1 mm	L2 mm	S mm	S1 mm	PESO WEIGHT kg
V0201	VBPSL 1/4"	G 1/4"	G 1/4"	103	32	36	11	0,690
V0202	VBPSL 3/8"	G 3/8"	G 1/4"	109	33	40	11,5	0,900
V0203	VBPSL 1/2"	G 1/2"	G 1/4"	120	36	42	11	1,040
V0204	VBPSL 3/4"	G 3/4"	G 1/4"	145	45	55	14	2,300
V0205	VBPSL 1"	G 1"	G 1/4"	165	59,5	55	14	2,350