Oleodinamica Marchesini V0135/SE VBPSE 1/2 L 2 CC single pilot-operated check valve

Manufacturer: Oleodinamica Marchesini

Manufacturer part number / published order designation: V0135/SE

Published model: V0135/SE

About this compilation

Prepared by Hydmaster from selected manufacturer documentation. Original technical pages follow without cropped drawings, rewritten data or altered units. This cover and index are Hydmaster editorial material, not a manufacturer-issued exact-execution datasheet.

Coverage: selected pages relevant to the identified size and configuration. Other options or neighbouring models retained on an original page apply only where explicitly identified.

Execution notes and conditions

Exact supplier-offered article: V0135/SE

Manufacturer series image is representative.

No publication date inferred from upload path.

Source-page index

Source page numbers below are physical pages of each complete original PDF. The original printed page labels and technical content remain unchanged. Compiled page numbers count this cover/index.

Source A: Oleodinamica Marchesini VBPSE 2 CEXC technical datasheet

Original pages	Compiled pages	Relevant content
1	2	Complete relevant manufacturer ratings/code table, original circuit, drawings, curves and conditions

VALVOLE DI BLOCCO PILOTATE A SEMPLICE EFFETTO CON CARTUCCE EXTRACORTE DIN2353

SINGLE PILOT OPERATED CHECK VALVES FOR DIN 2353 PIPE MOUNTING



SCHEMA IDRAULICO
HYDRAULIC DIAGRAM

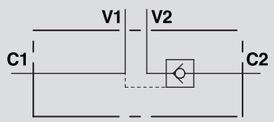

IMPIEGO:

Valvola utilizzata per bloccare in posizione un cilindro in un solo senso, consentendo il flusso in una direzione ed impedendolo in senso contrario fino a quando non viene applicata la pressione di pilotaggio. Questa valvola risulta particolarmente adatta per il montaggio su cilindro. A richiesta si fornisce kit raccordi a misura per il montaggio a interasse definito.

MATERIALI E CARATTERISTICHE:

Corpo: acciaio zincato.
Componenti interni: acciaio temprato termicamente e rettificato.
Guarnizioni: BUNA N standard.
Tenuta: a cono guidato. Trafilamento trascurabile.

MONTAGGIO:

Collegare V1 e V2 all'alimentazione, C1 al lato dell'attuatore con flusso libero e C2 al lato dell'attuatore dove si desidera la tenuta.

A RICHIESTA

- senza guarnizione OR sul pilota
- senza dado e ogiva
- molla 1 Bar
- molla 8 Bar

USE AND OPERATION:

These valves are used to block the cylinder in one direction. The flow is free in one direction and blocked in the reverse direction until pilot pressure is applied. They are easily assembled on cylinders. Specific centre-distance mounting fitting kit is available on request.

MATERIALS AND FEATURES:

Body: zinc-plated steel.
Internal parts: hardened and ground steel.
Seals: BUNA N standard.
Leakage: Guided poppet - negligible leakage.

CONNECTIONS:

Connect V1 and V2 to the supply, C1 to the free flow side of the actuator and C2 to the actuator side you want the flow to be blocked.

ON REQUEST

- without seal on pilot piston
- without nut and olive
- 1 Bar spring
- 8 Bar spring

PERDITE DI CARICO
PRESSURE DROP CURVE

Temperatura olio: 50°C - Viscosità olio: 30 cSt
Oil temperature: 50° C - Oil viscosity: 30 cSt

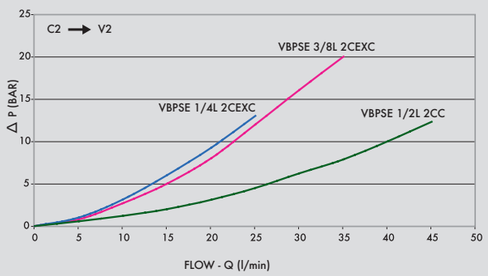

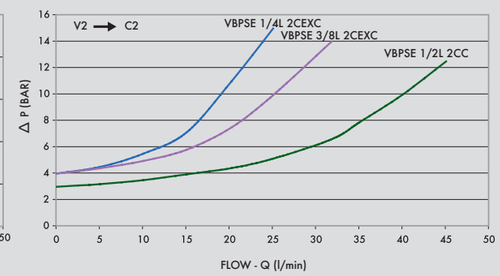

CODICE CODE	SIGLA TYPE	RAPP. PILOT PILOT RATIO	PORTATA MAX MAX FLOW Lt. / min	PRESSIONE MAX MAX PRESSURE Bar	PRESSIONE APERTURA CRACKING PRESSURE Bar
V0090/SE	VBPSE 1/4" L 2 CEXC	1:5,5	20	350	4
V0110/SE	VBPSE 3/8" L 2 CEXC	1:5,5	30	350	4
V0135/SE	VBPSE 1/2" L 2 CC	1:5	50	350	3

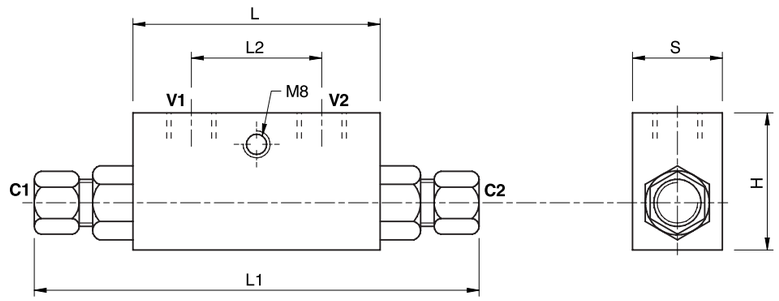

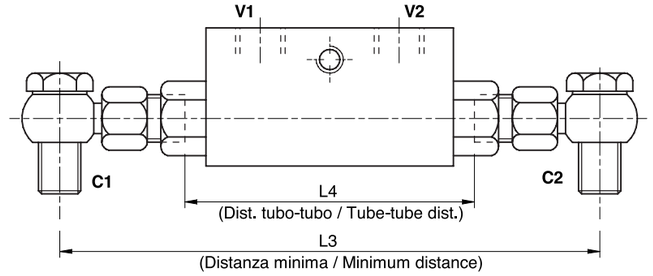

CODICE CODE	SIGLA TYPE	V1 - V2 GAS	C1 - C2 mm	L mm	L1 mm	L2 mm	L3 mm	L4 mm	H mm	S mm	PESO WEIGHT kg
V0090/SE	VBPSE 1/4" L 2 CEXC	G 1/4"	12L	64	130	36	160	84	40	30	0,638
V0110/SE	VBPSE 3/8" L 2 CEXC	G 3/8"	12L	64	130	36	166	84	40	30	0,620
V0135/SE	VBPSE 1/2" L 2 CC	G 1/2"	15L	90	164	45	196	106	45	35	1,088

Attacchi DIN 2353 Fittings to DIN 2353