Oleodinamica Marchesini V0030 VBPDE 1/2 L double pilot-operated check valve

Manufacturer: Oleodinamica Marchesini

Manufacturer part number / published order designation: V0030

Published model: V0030

About this compilation

Prepared by Hydmaster from selected manufacturer documentation. Original technical pages follow without cropped drawings, rewritten data or altered units. This cover and index are Hydmaster editorial material, not a manufacturer-issued exact-execution datasheet.

Coverage: selected pages relevant to the identified size and configuration. Other options or neighbouring models retained on an original page apply only where explicitly identified.

Execution notes and conditions

Exact supplier-offered article: V0030

Manufacturer series image is representative; the original drawing defines the execution.

Publication date is not printed; sourced from the current manufacturer product page.

Factory notation and original operating conditions are retained.

Source-page index

Source page numbers below are physical pages of each complete original PDF. The original printed page labels and technical content remain unchanged. Compiled page numbers count this cover/index.

Source A: Oleodinamica Marchesini VBPDE technical datasheet

Original pages	Compiled pages	Relevant content
1	2	Complete relevant factory spread: literal article table, schematic, dimensions, curves and original conditions

VALVOLE DI BLOCCO PILOTATE A DOPPIO EFFETTO
DOUBLE PILOT OPERATED CHECK VALVES



SCHEMA IDRAULICO
HYDRAULIC DIAGRAM

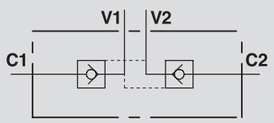

CODICE CODE	SIGLA TYPE	RAPP. PILOT PILOT RATIO	PORTATA MAX MAX FLOW Lt. / min	PRESSIONE MAX MAX PRESSURE Bar	PRESSIONE APERTURA CRACKING PRESSURE Bar
V0010	VBPDE 1/4" L	1:5,5	20	350	4
V0020	VBPDE 3/8" L	1:5,5	35	350	3
V0030	VBPDE 1/2" L	1:5	50	350	6
V0050	VBPDE 3/8"	1:5	45	350	8
V0061	VBPDE 18 L	1:5,5	35	350	4
V0070	VBPDE 1/2"	1:4	70	350	3,5
V0040	VBPDE 3/4"	1:4	100	300	2

IMPIEGO:
Valvola utilizzata per bloccare in posizione un cilindro in entrambi i sensi, consentendo il flusso in una direzione ed impedendolo in senso contrario fino a quando non viene applicata la pressione di pilotaggio.

MATERIALI E CARATTERISTICHE:
Corpo: acciaio zincato.
Componenti interni: acciaio temprato termicamente e rettificato.
Guarnizioni: BUNA N standard.
Tenuta: a cono guidato. Trafilamento trascurabile.

MONTAGGIO:
Collegare V1 e V2 all'alimentazione e C1 e C2 all'attuatore.

A RICHIESTA
- senza guarnizione OR sul pilota
- molla 1 Bar
- molla 8 Bar

USE AND OPERATION:
Pilot check valves are used to block the cylinder in both directions. Flow is free in one direction and blocked in the reverse direction until pilot pressure is applied.

MATERIALS AND FEATURES:
Body: zinc-plated steel.
Internal parts: hardened and ground steel.
Seals: BUNA N standard.
Leakage: Guided poppet - negligible leakage.

CONNECTIONS:
Connect V1 and V2 to the supply and C1 and C2 to the actuator.

ON REQUEST
- without seal on pilot piston
- 1 Bar spring
- 8 Bar spring

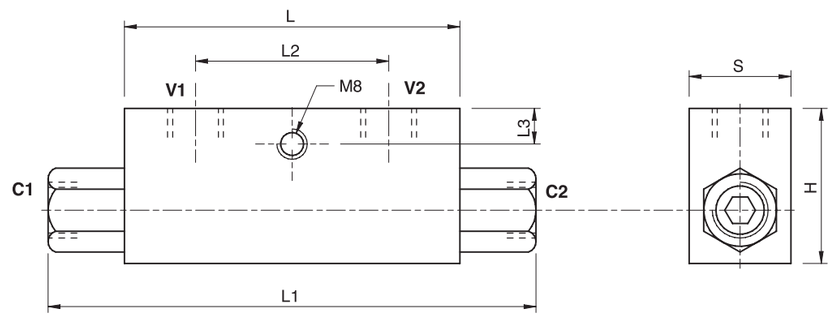

CODICE CODE	SIGLA TYPE	V1 - V2 C1 - C2 GAS - MET	L mm	L1 mm	L2 mm	L3 mm	H mm	S mm	PESO WEIGHT kg
V0010	VBPDE 1/4"L	G 1/4"	65	113	36	8	40	30	0,636
V0020	VBPDE 3/8"L	G 3/8"	80	128	38	8	40	30	0,736
V0030	VBPDE 1/2" L	G 1/2"	90	142	45	12,5	45	35	1,042
V0050	VBPDE 3/8"	G 3/8"	90	156	45	12,5	45	35	1,174
V0061	VBPDE 18 L	M18X1,5	68	118	38	8	40	30	0,630
V0070	VBPDE 1/2"	G 1/2"	80	144	40	18	60	35	1,284
V0040	VBPDE 3/4"	G 3/4"	100	192	46	12	60	40	1,916

PERDITE DI CARICO
PRESSURE DROP CURVE
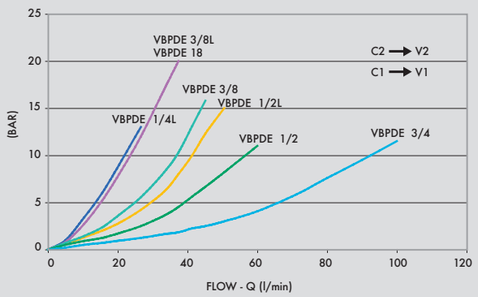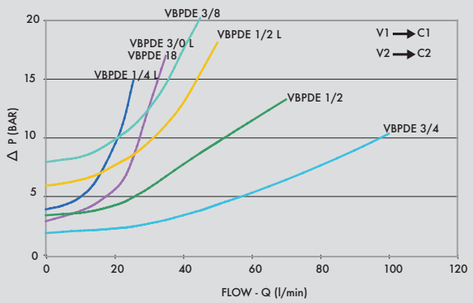
Temperatura olio: 50°C - Viscosità olio: 30 cSt
Oil temperature: 50° C - Oil viscosity: 30 cSt