Oleodinamica Marchesini V0187 VBPDE 3/8 FL - L3=62 double pilot-operated check valve

Manufacturer: Oleodinamica Marchesini

Manufacturer part number / published order designation: V0187

Published model: V0187

About this compilation

Prepared by Hydmaster from selected manufacturer documentation. Original technical pages follow without cropped drawings, rewritten data or altered units. This cover and index are Hydmaster editorial material, not a manufacturer-issued exact-execution datasheet.

Coverage: selected pages relevant to the identified size and configuration. Other options or neighbouring models retained on an original page apply only where explicitly identified.

Execution notes and conditions

Exact supplier-offered article: V0187

Manufacturer series image is representative.

No publication date inferred from upload path.

Source-page index

Source page numbers below are physical pages of each complete original PDF. The original printed page labels and technical content remain unchanged. Compiled page numbers count this cover/index.

Source A: Oleodinamica Marchesini VBPDE FL technical datasheet

Original pages	Compiled pages	Relevant content
1	2	Complete relevant manufacturer ratings/code table, original circuit, drawings, curves and conditions

VALVOLE DI BLOCCO PILOTATE A DOPPIO EFFETTO FLANGIABILI

DOUBLE PILOT OPERATED CHECK VALVES FLANGEABLE



SCHEMA IDRAULICO
HYDRAULIC DIAGRAM

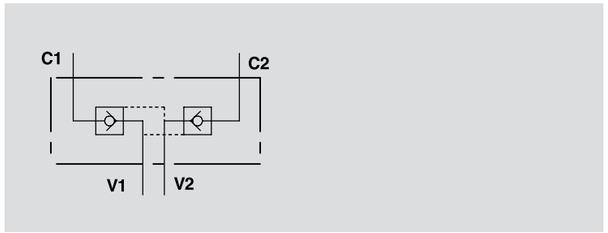

CODICE CODE	SIGLA TYPE	RAPP. PILOT PILOT RATIO	PORTATA MAX MAX FLOW Lt. / min	PRESSIONE MAX MAX PRESSURE Bar	PRESSIONE APERTURA CRACKING PRESSURE Bar
V0185	VBPDE 3/8" FL	1:5,5	30	350	4,5
V0195	VBPDE 1/2" FL	1:4,5	55	350	5,5
V0187	VBPDE 3/8" FL - L3=62	1:5,5	30	350	4,5

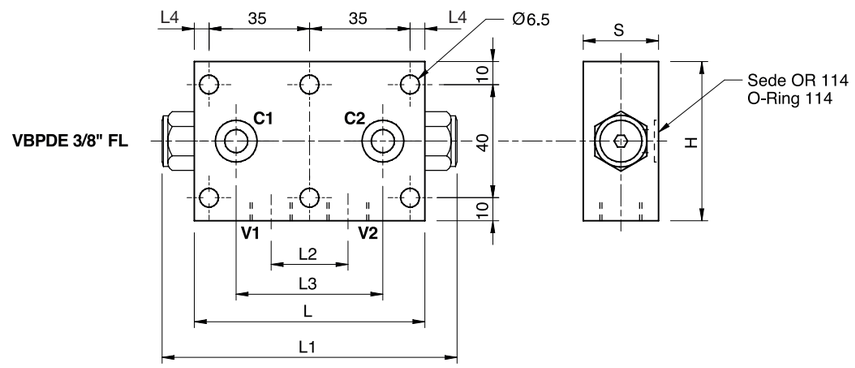

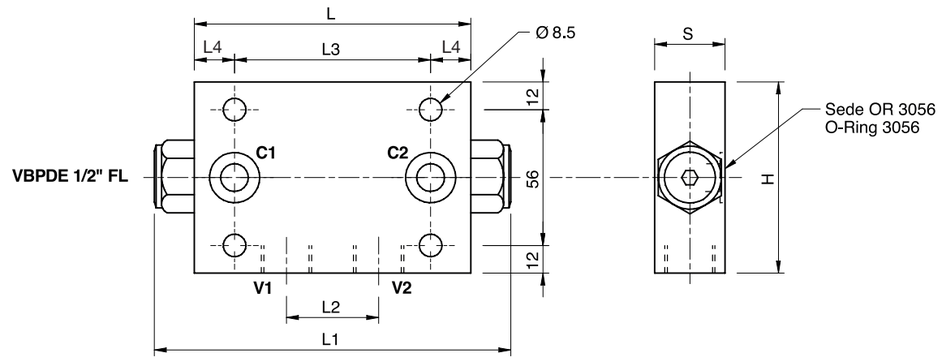

IMPIEGO:
Valvola utilizzata per bloccare in posizione un cilindro in entrambi i sensi, consentendo il flusso in una direzione ed impedendolo in senso contrario fino a quando non viene applicata la pressione di pilotaggio. Il montaggio a flangia permette il montaggio direttamente sull'attuatore.

MATERIALI E CARATTERISTICHE:
Corpo: acciaio zincato.
Componenti interni: acciaio temprato termicamente e rettificato.
Guarnizioni: BUNA N standard.
Tenuta: a cono guidato. Trafilamento trascurabile.

MONTAGGIO:
Collegare V1 e V2 all'alimentazione e C1 e C2 all'attuatore tramite flangiatura.

A RICHIESTA
- senza guarnizione OR sul pilota
- molla 1 Bar
- molla 8 Bar

USE AND OPERATION:
Pilot check valves are used to block the cylinder in both directions. Flow is free in one direction and blocked in the reverse direction until pilot pressure is applied. Face mounting enables assembly directly onto the cylinder.

MATERIALS AND FEATURES:
Body: zinc-plated steel.
Internal parts: hardened and ground steel.
Seals: BUNA N standard.
Leakage: Guided poppet - negligible leakage.

CONNECTIONS:
Connect V1 and V2 to the supply and C1 and C2 to the actuator through the flange.

ON REQUEST
- without seal on pilot piston
- 1 Bar spring
- 8 Bar spring

PERDITE DI CARICO
PRESSURE DROP CURVE

Temperatura olio: 50°C - Viscosità olio: 30 cSt
Oil temperature: 50° C - Oil viscosity: 30 cSt

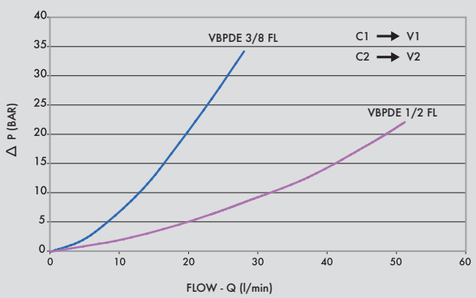

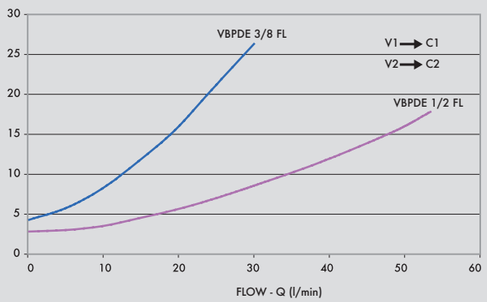

CODICE CODE	SIGLA TYPE	V1 - V2 GAS	C1 - C2 mm	L mm	L1 mm	L2 mm	L3 mm	L4 mm	H mm	S mm	PESO WEIGHT kg
V0185	VBPDE 3/8" FL	G 3/8 "	Ø6,5	80	113	30	52	5	60	30	1,018
V0195	VBPDE 1/2" FL	G 1/2"	Ø11	115	147	39	81	17	80	35	2,362
V0187	VBPDE 3/8" FL - L3=62	G 3/8"	Ø6	90	120	32	62	10	60	35	1,342

BASE PER VALVOLE
VALVE'S FLANGES

Codice / Code
B5000 (3/8")

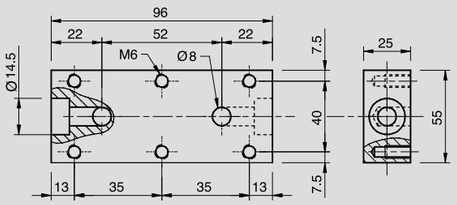
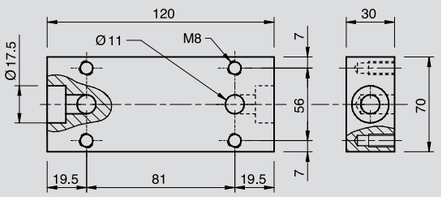
Codice / Code
B5500 (1/2")