Oleodinamica Marchesini V0178/FLV VBPDE 1/4 A FLV double pilot-operated check valve

Manufacturer: Oleodinamica Marchesini

Manufacturer part number / published order designation: V0178/FLV

Published model: V0178/FLV

About this compilation

Prepared by Hydmaster from selected manufacturer documentation. Original technical pages follow without cropped drawings, rewritten data or altered units. This cover and index are Hydmaster editorial material, not a manufacturer-issued exact-execution datasheet.

Coverage: selected pages relevant to the identified size and configuration. Other options or neighbouring models retained on an original page apply only where explicitly identified.

Execution notes and conditions

Exact supplier-offered article: V0178/FLV

Manufacturer series image is representative.

No publication date inferred from upload path.

Source-page index

Source page numbers below are physical pages of each complete original PDF. The original printed page labels and technical content remain unchanged. Compiled page numbers count this cover/index.

Source A: Oleodinamica Marchesini VBPDE A FLV technical datasheet

Original pages	Compiled pages	Relevant content
1	2	Complete relevant manufacturer ratings/code table, original circuit, drawings, curves and conditions

VALVOLE DI BLOCCO PILOTATE A DOPPIO EFFETTO CON FISSAGGIO A VITE

DOUBLE PILOT OPERATED CHECK VALVES WITH SCREW FIXING



SCHEMA IDRAULICO
HYDRAULIC DIAGRAM

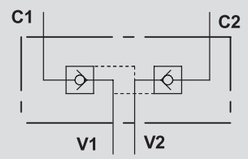

IMPIEGO:
Valvola utilizzata per bloccare in posizione un cilindro in entrambi i sensi, consentendo il flusso in una direzione ed impedendolo in senso contrario fino a quando non viene applicata la pressione di pilotaggio. Questo modello permette il fissaggio diretto sul cilindro tramite una vite forata fornita con la valvola.

MATERIALI E CARATTERISTICHE:
Corpo: acciaio zincato.
Componenti interni: acciaio temprato termicamente e rettificato.
Guarnizioni: BUNA N standard.
Tenuta: a cono guidato. Trafilamento trascurabile.

MONTAGGIO:
Collegare V1 e V2 all'alimentazione e C1 e C2 all'attuatore (C1 tramite raccordo e C2 tramite vite fornita).

A RICHIESTA
- senza guarnizione OR sul pilota
- molla 1 Bar
- molla 8 Bar

USE AND OPERATION:
Pilot check valves are used to block the actuator in both directions. Flow is free in one direction and blocked in the reverse direction until pilot pressure is applied. This valve can be fixed directly onto the cylinder using the drilled bolt supplied with the valve.

MATERIALS AND FEATURES:
Body: zinc-plated steel.
Internal parts: hardened and ground steel.
Seals: BUNA N standard.
Leakage: Guided poppet - negligible leakage.

CONNECTIONS:
Connect V1 and V2 to the supply and C1 and C2 to the actuator (C1 using a fitting and C2 using the supplied bolt).

ON REQUEST
- without seal on pilot piston
- 1 Bar spring
- 8 Bar spring

Temperatura olio: 50°C - Viscosità olio: 30 cSt
Oil temperature: 50° C - Oil viscosity: 30 cSt

PERDITE DI CARICO
PRESSURE DROP CURVE

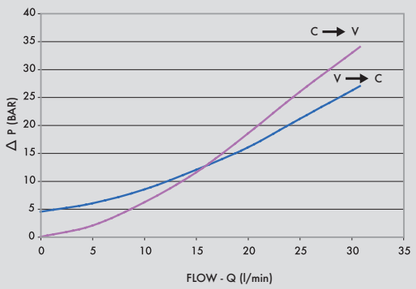

CODICE CODE	SIGLA TYPE	RAPP. PILOT PILOT RATIO	PORTATA MAX MAX FLOW Lt. / min	PRESSIONE MAX MAX PRESSURE Bar	PRESSIONE APERTURA CRACKING PRESSURE Bar
V0178/FLV	VBPDE 1/4" A FLV	1: 5,5	20	350	4,5
V0180/FLV	VBPDE 3/8" A FLV	1: 5,5	30	350	4,5
V0190/FLV	VBPDE 1/2" A FLV	1: 4,5	55	350	5,5

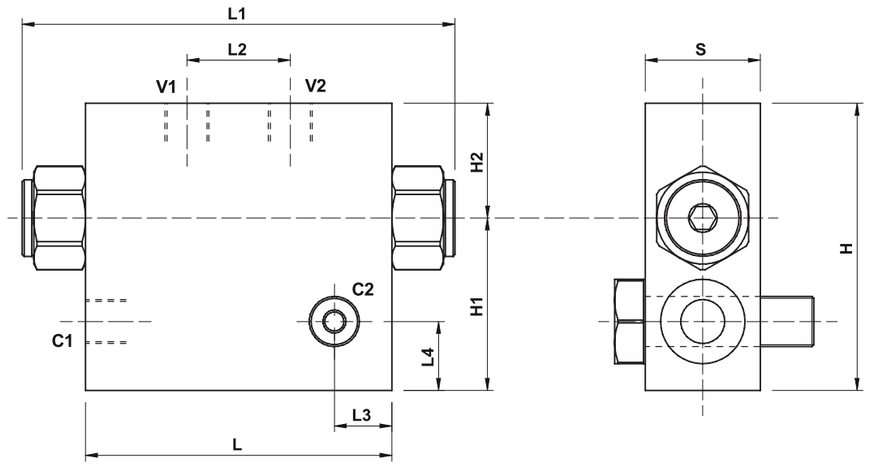

CODICE CODE	SIGLA TYPE	V1 - V2 C1 - C2 GAS	L mm	L1 mm	L2 mm	L3 mm	L4 mm	H mm	H1 mm	H2 mm	S mm	PESO WEIGHT kg
V0178/FLV	VBPDE 1/4" A FLV	G 1/4"	80	113	27	15	18	75	45	30	30	1,330
V0180/FLV	VBPDE 3/8" A FLV	G 3/8"	80	113	30	15	18	75	45	30	30	1,250
V0190/FLV	VBPDE 1/2" A FLV	G 1/2"	115	145,4	39	17,5	23	90	57	33	35	2,300