Oleodinamica Marchesini V0090 VBPDE 1/4 L 2 CEXC double pilot-operated check valve

Manufacturer: Oleodinamica Marchesini

Manufacturer part number / published order designation: V0090

Published model: V0090

About this compilation

Prepared by Hydmaster from selected manufacturer documentation. Original technical pages follow without cropped drawings, rewritten data or altered units. This cover and index are Hydmaster editorial material, not a manufacturer-issued exact-execution datasheet.

Coverage: selected pages relevant to the identified size and configuration. Other options or neighbouring models retained on an original page apply only where explicitly identified.

Execution notes and conditions

Exact supplier-offered article: V0090

Manufacturer series image is representative.

No publication date inferred from upload path.

Source-page index

Source page numbers below are physical pages of each complete original PDF. The original printed page labels and technical content remain unchanged. Compiled page numbers count this cover/index.

Source A: Oleodinamica Marchesini VBPDE 2 CEXC technical datasheet

Original pages	Compiled pages	Relevant content
1	2	Complete relevant manufacturer ratings/code table, original circuit, drawings, curves and conditions

VALVOLE DI BLOCCO PILOTATE A DOPPIO EFFETTO CON 2 CARTUCCE EXTRACORTE (DIN 2353)

DOUBLE PILOT OPERATED CHECK VALVES FOR 12mm PIPE MOUNTING (DIN 2353)



SCHEMA IDRAULICO
HYDRAULIC DIAGRAM

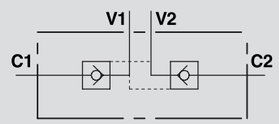

CODICE CODE	SIGLA TYPE	RAPP. PILOT PILOT RATIO	PORTATA MAX MAX FLOW Lt. / min	PRESSIONE MAX MAX PRESSURE Bar	PRESSIONE APERTURA CRACKING PRESSURE Bar
V0091	VBPDE 1/4" L 2 CEXC – 10L	1:5,5	20	350	7
V0090	VBPDE 1/4" L 2 CEXC	1:5,5	20	350	4
V0110	VBPDE 3/8" L 2 CEXC	1:5,5	30	350	4

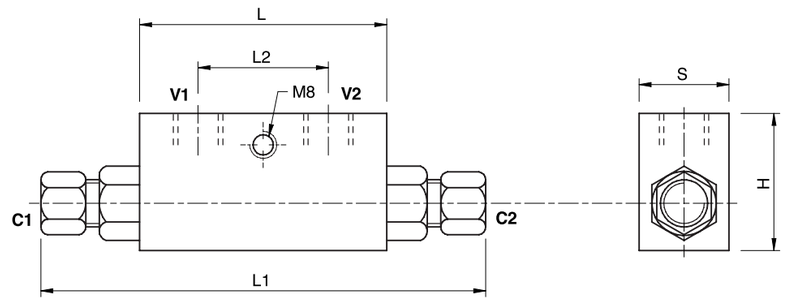

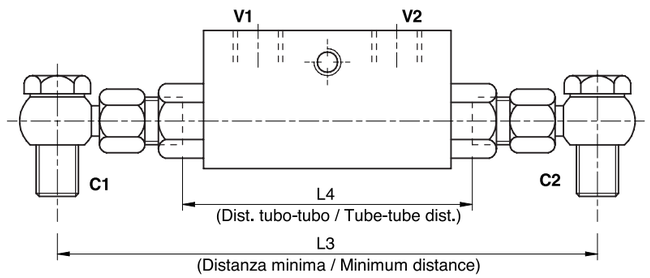

IMPIEGO:
Valvola utilizzata per bloccare in posizione un cilindro in entrambi i sensi, consentendo il flusso in una direzione ed impedendolo in senso contrario fino a quando non viene applicata la pressione di pilotaggio. Questa valvola risulta particolarmente adatta per il montaggio su cilindro. A richiesta si fornisce kit di raccordi a misura per il montaggio ad interasse definito.

MATERIALI E CARATTERISTICHE:
Corpo: acciaio zincato.
Componenti interni: acciaio temprato termicamente e rettificato.
Guarnizioni: BUNA N standard.
Tenuta: a cono guidato. Trafilamento trascurabile.

MONTAGGIO:
Collegare V1 e V2 all'alimentazione e C1 e C2 all'attuatore attraverso appositi raccordi a occhio.

A RICHIESTA
- senza guarnizione OR sul pilota
- molla 1 Bar
- molla 8 Bar

USE AND OPERATION:
Pilot check valves are used to block the actuator in both directions. Flow is free in one direction and blocked in the reverse direction until pilot pressure is applied. They are easily assembled on a cylinder. We supply on request fitting kits for mounting on cylinders with a specific centre distance.

MATERIALS AND FEATURES:
Body: zinc-plated steel.
Internal parts: hardened and ground steel.
Seals: BUNA N standard.
Leakage: Guided poppet - negligible leakage

CONNECTIONS:
Connect V1 and V2 to the supply and C1 and C2 to the actuator with the pipe.

ON REQUEST
- without seal on pilot piston
- 1 Bar spring
- 8 Bar spring

Temperatura olio: 50°C - Viscosità olio: 30 cSt
Oil temperature: 50° C - Oil viscosity: 30 cSt

PERDITE DI CARICO
PRESSURE DROP CURVE

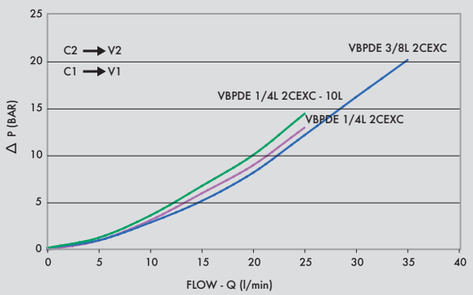

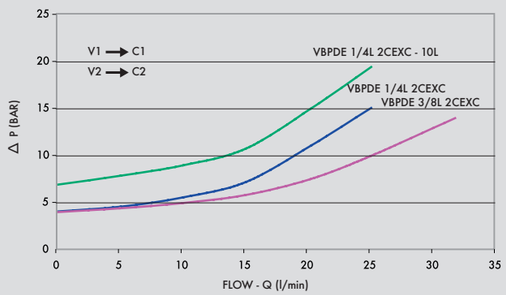

CODICE CODE	SIGLA TYPE	V1 - V2 GAS	C1 - C2 mm	L mm	L1 mm	L2 mm	L3 mm	L4 mm	H mm	S kg	PESO WEIGHT kg
V0091	VBPDE 1/4" L 2 CEXC – 10L	G 1/4"	10L	65	125	36	160	82	40	30	0,644
V0090	VBPDE 1/4" L 2 CEXC	G 1/4"	12L	65	130	36	160	84	40	30	0,648
V0110	VBPDE 3/8" L 2 CEXC	G 3/8"	12L	65	130	36	166	84	40	30	0,630

Attacchi DIN 2353 Fittings to DIN 2353