Oleodinamica Marchesini V0446 VBLP 1/2 cross-line relief valve with pilot check valves

Manufacturer: Oleodinamica Marchesini

Manufacturer part number / published order designation: V0446

Published model: V0446

About this compilation

Prepared by Hydmaster from selected manufacturer documentation. Original technical pages follow without cropped drawings, rewritten data or altered units. This cover and index are Hydmaster editorial material, not a manufacturer-issued exact-execution datasheet.

Coverage: selected pages relevant to the identified size and configuration. Other options or neighbouring models retained on an original page apply only where explicitly identified.

Execution notes and conditions

This reference applies to the identified article; companion valve specifications do not automatically apply to accessories.

Actual selected supplier code; no order-code combinations generated.

Source-page index

Source page numbers below are physical pages of each complete original PDF. The original printed page labels and technical content remain unchanged. Compiled page numbers count this cover/index.

Source A: Oleodinamica Marchesini VBLP technical datasheet

Original pages	Compiled pages	Relevant content
1	2	Exact named article/accessory row or drawing, hydraulic function, applicable ratings and installation notes

VALVOLE DI BLOCCO LIMITATRICI DI PRESSIONE
CROSS LINE RELIEF VALVE WITH PILOT CHECK VALVES



SCHEMA IDRAULICO
HYDRAULIC DIAGRAM

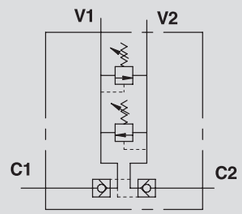

CODICE CODE	SIGLA TYPE	PORTATA MAX MAX FLOW Lt. / min	PRESSIONE MAX MAX FLOW Bar
V0448	VBLP 3/8"	35	350
V0446	VBLP 1/2"	70	350
V0454	VBLP 3/4"	110	350

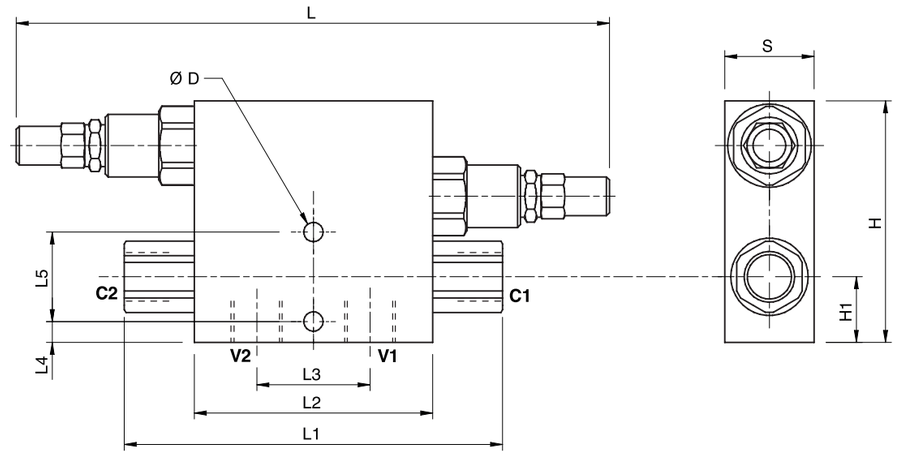

IMPIEGO:
Valvola formata dall'unione di una valvola di ritegno doppia pilotata e da una valvola limitatrice di pressione doppia incrociata. Oltre al blocco dell'attuatore consente la limitazione della pressione in entrata all'attuatore.

MATERIALI E CARATTERISTICHE:
Corpo: acciaio zincato.
Componenti interni: acciaio temprato termicamente e rettificato.
Guarnizioni: BUNA N standard.
Tenuta: a cono guidato. Trafilamento trascurabile.

MONTAGGIO:
Collegare V1 e V2 all'alimentazione e C1 e C2 all'attuatore.

A RICHIESTA
• Pressione di taratura diversa da quella standard (CODICE/T000 specificando il valore di taratura)

USE AND OPERATION:
Valve made up by a double pilot operated check valve together with a double cross line relief valve. This valve enables to block the actuator in position and to limit the inlet pressure to the actuator.

MATERIALS AND FEATURES:
Body: zinc-plated steel.
Internal parts: hardened and ground steel.
Seals: BUNA N standard.
Leakage: Guided poppet - negligible leakage.

CONNECTIONS:
Connect V1and V2 to the supply and C1 and C2 to the actuator.

ON REQUEST
• other setting available (CODE/T000 please specify the desired setting)

PERDITE DI CARICO
PRESSURE DROPS CURVE

Temperatura olio: 50°C - Viscosità olio: 30 cSt
Oil temperature: 50° C - Oil viscosity: 30 cSt

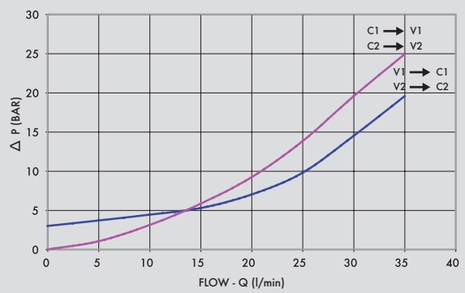

CODICE CODE	SIGLA TYPE	V1-V2 C1-C2 GAS	L mm	L1 mm	L2 mm	L3 mm	L4 mm	L5 mm	ØD mm	S mm	H mm	PESO/ WEIGHT Kg
V0448	VBLP 3/8"	G 3/8"	201	127,5	80	38	8	30	6,5	30	81	1,534
V0446	VBLP 1/2"	G 1/2"	212	142	90	45	7	62	6,5	35	95	2,334
V0454	VBLP 3/4"	G 3/4"	197	191	100	46	10,5	50	6,5	40	108	2,534

MOLLE - SPRINGS

Campo di taratura Setting range (bar)	Incremento bar per giro Pressure increase (bar/turn) Q= 4l/min	Taratura standard Standard setting (bar)
10-180	40	100

REGOLAZIONE - ADJUSTEMENT

CODICE/V • CODE/V	Volantino • Handknob
CODICE/PP • CODE/PP	Predisposizione alla piombatura • Arranged for sealing cap
CODICE/P • CODE/P	Piombatura • Sealing cap