Oleodinamica Marchesini V0505 VAU 3/4 OMT cross-line relief valve

Manufacturer: Oleodinamica Marchesini

Manufacturer part number / published order designation: V0505

Published model: V0505

About this compilation

Prepared by Hydmaster from selected manufacturer documentation. Original technical pages follow without cropped drawings, rewritten data or altered units. This cover and index are Hydmaster editorial material, not a manufacturer-issued exact-execution datasheet.

Coverage: selected pages relevant to the identified size and configuration. Other options or neighbouring models retained on an original page apply only where explicitly identified.

Execution notes and conditions

Observed exact factory article, no generated option combinations.

Manufacturer image represents the series.

Supplied setting is separate from maximum pressure.

Source-page index

Source page numbers below are physical pages of each complete original PDF. The original printed page labels and technical content remain unchanged. Compiled page numbers count this cover/index.

Source A: Oleodinamica Marchesini VAU OMT technical datasheet

Original pages	Compiled pages	Relevant content
1	2	Complete applicable factory article row, circuit, installation and dimensions

VALVOLE ANTIURTO FLANGIABILI SU MOTORI DANFOSS SERIE OMT

DUAL CROSS LINE RELIEF VALVES FLANGEABLE ON DANFOSS MOTORS OMT



SCHEMA IDRAULICO
HYDRAULIC DIAGRAM

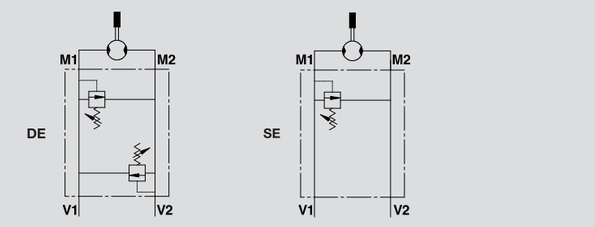

CODICE CODE	SIGLA TYPE	PORTATA MAX MAX FLOW Lt. / min	PRESSIONE MAX MAX FLOW Bar
V0505	VAU 3/4" OMT	100	350
V0506	VAU 3/4" OMT SE	100	350

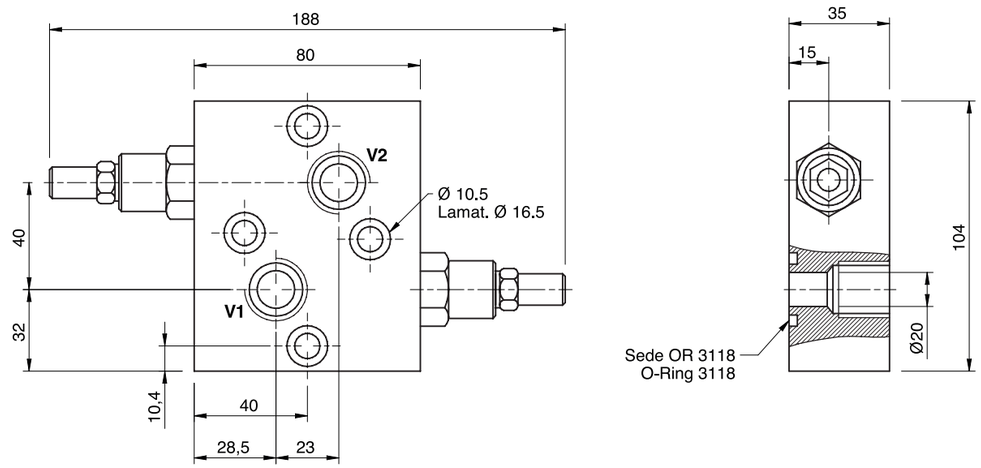

IMPIEGO:
Costituite da due valvole di massima pressione con scarico incrociato, sono utilizzate per limitare la pressione in uno (SE) o entrambi i rami di un motore (DE).
La flangiatura diretta, adatta per motori Danfoss della serie OMT, garantisce la massima sicurezza, minime perdite di carico e compattezza d'installazione.

USE AND OPERATION:
Made up by two cross port relief valves, these valves are used to limit the pressure in the both (DE) or one (SE) ports of a hydraulic motor to a certain setting.
Direct flange mounting for Danfoss motors type OMT provides maximum safety, very low pressure drop and a robust installation.

MATERIALI E CARATTERISTICHE:
Corpo: acciaio zincato.
Componenti interni: acciaio temprato termicamente e rettificato.
Guarnizioni: BUNA N standard.
Tenuta: a cono guidato. Trafilamento trascurabile.

MATERIALS AND FEATURES:
Body: zinc-plated steel.
Internal parts: hardened and ground steel.
Seals: BUNA N standard.
Leakage: Guided poppet - negligible leakage.

MONTAGGIO:
Flangiare M1 e M2 al motore e collegare le bocche V1 e V2 all'alimentazione.

CONNECTIONS:
Flange M1 and M2 directly to the motor and connect ports V1 and V2 to the supply.

A RICHIESTA
- molle per diversi campi di taratura (vedi tabella)
- pressione di taratura diversa da quella standard (CODICE/T000 specificando il valore di taratura)

ON REQUEST
- different setting range (see the table)
- other setting available (CODE/T000 please specify the desired setting)

PRESSIONE / PORTATA
PRESSURE / FLOW

Temperatura olio: 50°C - Viscosità olio: 30 cSt
Oil temperature: 50° C - Oil viscosity: 30 cSt

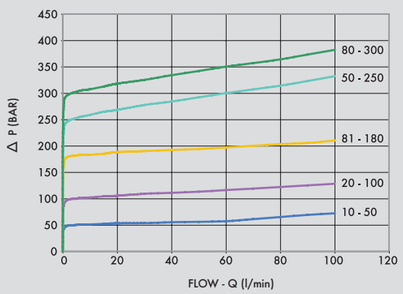

CODICE CODE	SIGLA TYPE	V1 - V2 GAS	PESO/ WEIGHT Kg
V0505	VAU 3/4" OMT	G 3/4"	1,920
V0506	VAU 3/4" OMT SE	G 3/4"	1.784

MOLLE - SPRINGS

Campo di taratura Setting range (bar)	Incremento per giro Pressure increase (bar/turn) Q= 4l/min	Taratura standard Standard setting (bar)
10 - 50*	7	30
20 - 100	12	75
10 - 180 standard	30	90
50 - 250	45	130
80 - 300	50	150

*Per tarature inferiori a 70 Bar: Q = 12 l/min *For setting less than 70 Bar: Q = 12 l/min

REGOLAZIONE - ADJUSTEMENT

CODICE/V •	CODE/V	Volantino •	Handknob
CODICE/PP •	CODE/PP	Predisposizione alla piombatura •	Arranged for sealing cap
CODICE/P •	CODE/P	Piombatura •	Sealing cap