# Oleodinamica Marchesini V0499 VAU 1/2 SE OMP/OMR cross-line relief valve

Manufacturer: Oleodinamica Marchesini

Manufacturer part number / published order designation: V0499

Published model: V0499

## About this compilation

Prepared by Hydmaster from selected manufacturer documentation. Original technical pages follow without cropped drawings, rewritten data or altered units. This cover and index are Hydmaster editorial material, not a manufacturer-issued exact-execution datasheet.

Coverage: selected pages relevant to the identified size and configuration. Other options or neighbouring models retained on an original page apply only where explicitly identified.

## Execution notes and conditions

Exact supplier-offered code, not a generated pressure-setting option.

Manufacturer photo represents the series.

No operating temperature range inferred from 50C curve conditions.

## Source-page index

Source page numbers below are physical pages of each complete original PDF. The original printed page labels and technical content remain unchanged. Compiled page numbers count this cover/index.

## Source A: Oleodinamica Marchesini VAU OMP/OMR technical datasheet

| Original pages | Compiled pages | Relevant content |
|---|---|---|
| 1 | 2 | Complete applicable manufacturer article table, circuit, ratings, installation and dimensions |

# VALVOLE ANTIURTO FLANGIABILI SU MOTORI DANFOSS SERIE OMP/OMR

## DUAL CROSS LINE RELIEF VALVES FLANGEABLE ON DANFOSS MOTORS OMP/OMR

SCHEMA IDRAULICO
HYDRAULIC DIAGRAM

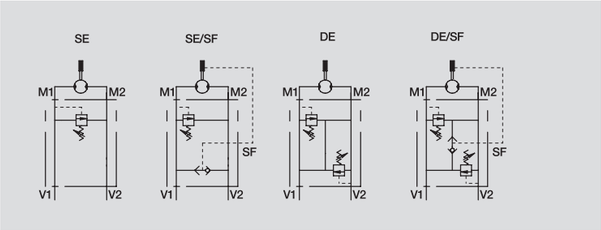


**IMPIEGO:**
Costituite da due valvole di massima pressione con scarico incrociato, sono utilizzate per limitare la pressione in uno (SE) o entrambi i rami di un motore (DE). Trovano il miglior impiego sia come valvole antishock sia per regolare i due rami di un circuito idraulico a diversi valore di pressione. La flangiatura diretta, adatta per motori Danfoss della serie OMP/OMR, garantisce la massima sicurezza, minime perdite di carico e compattezza d'installazione.

**MATERIALI E CARATTERISTICHE:**
Corpo: acciaio zincato.
Componenti interni: acciaio temprato termicamente e rettificato.
Guarnizioni: BUNA N standard.
Tenuta: a cono guidato. Trafilamento trascurabile.

**MONTAGGIO:**
Flangiare M1 e M2 al motore e collegare le bocche V1 e V2 all'alimentazione.

**A RICHIESTA**
- molle per diversi campi di taratura (vedi tabella)
- pressione di taratura diversa da quella standard (CODICE/T000 specificando il valore di taratura)

**USE AND OPERATION:**
Made up by two cross port relief valves, these valves are used to limit the pressure in the both (DE) or one (SE) ports of a hydraulic motor to a certain setting.
Direct flange mounting for Danfoss motors type OMP-OMR provides maximum safety, very low pressure drop and a robust installation.

**MATERIALS AND FEATURES:**
Body: zinc-plated steel.
Internal parts: hardened and ground steel.
Seals: BUNA N standard.
Leakage: Guided poppet - negligible leakage.

**CONNECTIONS:**
Flange M1 and M2 directly to the motor and connect ports V1 and V2 to the supply.

**ON REQUEST**
- different setting range (see the table)
- other setting available (CODE/T000 please specify the desired setting)

**Temperatura olio: 50°C - Viscosità olio: 30 cSt**
Oil temperature: 50° C - Oil viscosity: 30 cSt

PRESSIONE / PORTATA
PRESSURE / FLOW

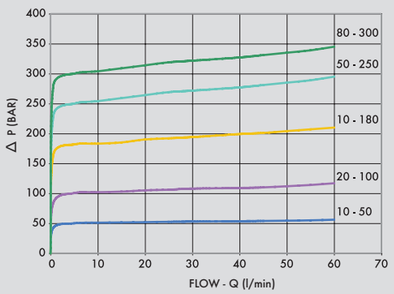


SCHEMA IDRAULICO (con anticavitazione - AC)
HYDRAULIC DIAGRAM (with anticavitation - AC)

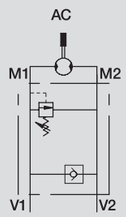


| CODICE<br>CODE | SIGLA<br>TYPE | PORTATA MAX<br>MAX FLOW<br>l/min | PRESSIONE MAX<br>MAX PRESSURE<br>Bar |
|---|---|---|---|
| **V0499** | VAU 1/2" SE OMP/OMR | 60 | 350 |
| **V0499/SF** | VAU 1/2" SE OMP/OMR SF | 60 | 350 |
| **V0500** | VAU 1/2" DE OMP/OMR | 60 | 350 |
| **V0500/SF** | VAU 1/2" DE OMP/OMR SF | 60 | 350 |
| **V0500/AC** | VAU 1/2" OMP/OMR AC | 60 | 350 |

V0499
V0499/SF
V0500/AC

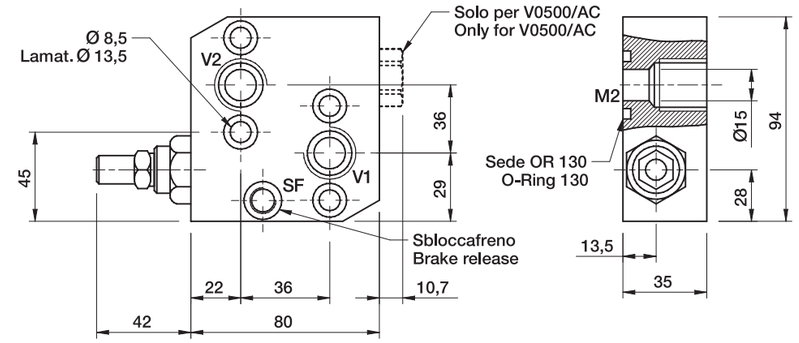


V0500
V0500/SF

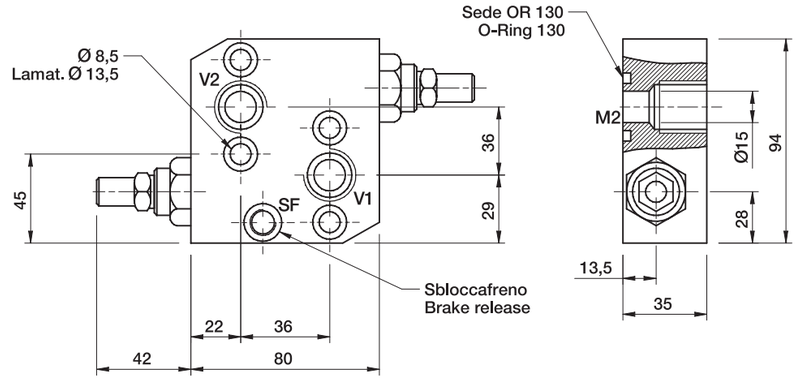


| CODICE<br>CODE | SIGLA<br>TYPE | V1 - V2<br>GAS | SF<br>GAS | PESO/<br>WEIGHT<br>Kg |
|---|---|---|---|---|
| **V0499** | VAU 1/2" SE OMP/OMR | G 1/2" | - | 1,680 |
| **V0499/SF** | VAU 1/2" SE OMP/OMR SF | G 1/2" | G 1/8" | 1,680 |
| **V0500** | VAU 1/2" DE OMP/OMR | G 1/2" | - | 1,752 |
| **V0500/SF** | VAU 1/2" DE OMP/OMR SF | G 1/2" | G 1/8" | 1,752 |
| **V0500/AC** | VAU 1/2" OMP/OMR AC | G 1/2" | - | 1,738 |

**MOLLE - SPRINGS**

| Campo di taratura<br>Setting range (bar) | Incremento bar per giro<br>Pressure increase (bar/turn)<br>Q= 4l/min | Taratura standard<br>Standard setting<br>(bar) |
|---|---|---|
| 10-50* | 5 | 30 |
| 20-100 | 15 | 75 |
| 10-180 standard | 30 | 90 |
| 50-250 | 45 | 130 |
| 80-300 | 60 | 150 |

**REGOLAZIONE - ADJUSTEMENT**

| | | |
|---|---|---|
| CODICE/V • CODE/V | Volantino | • Handknob |
| CODICE/PP • CODE/PP | Predisposizione alla piombatura | • Arranged for sealing cap |
| CODICE/P • CODE/P | Piombatura | • Sealing cap |

*Per tarature inferiori a 70 Bar: Q = 12 l/min *For setting less than 70 Bar: Q = 12 l/min