Oleodinamica Marchesini V0581/C pressure-compensated flow control valve

Manufacturer: Oleodinamica Marchesini

Manufacturer part number / published order designation: V0581/C

Published model: V0581/C

About this compilation

Prepared by Hydmaster from selected manufacturer documentation. Original technical pages follow without cropped drawings, rewritten data or altered units. This cover and index are Hydmaster editorial material, not a manufacturer-issued exact-execution datasheet.

Coverage: selected pages relevant to the identified size and configuration. Other options or neighbouring models retained on an original page apply only where explicitly identified.

Execution notes and conditions

Current and earlier manufacturer documents disagree on regulated-flow direction and directional table headings. No regulated/free direction or numeric flow rating is certified.

Revision-specific dimensions are omitted; originals are retained unchanged.

Genuine manufacturer family illustration; not an exact-size photograph.

Source-page index

Source page numbers below are physical pages of each complete original PDF. The original printed page labels and technical content remain unchanged. Compiled page numbers count this cover/index.

Source A: VRFU90/C current manufacturer original

Original pages	Compiled pages	Relevant content
1	2	Current exact-code manufacturer spread; visibleIT/EN and circuit showV□C; direction table conflicts with legacy.

Source B: VRFU90/C earlier manufacturer original retained by supplier

Supplemental stage/component reference; not a complete assembly drawing.

Original pages	Compiled pages	Relevant content
1-2	3-4	Earlier manufacturer exact-code sheet, retained by supplier; visibleIT/EN direction contradiction and earlier directional table/geometry retained intact.

VALVOLE DI REGOLAZIONE FLUSSO UNIDIREZIONALI A 90° COMPENSATE

COMPENSATED 90° FLOW REGULATOR VALVES

SCHEMA IDRAULICO
HYDRAULIC DIAGRAM

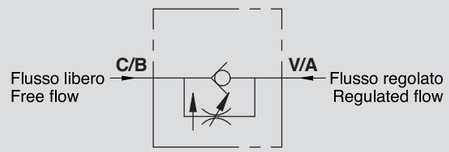

CODICE CODE	SIGLA TYPE	PORTATA MAX da C a V MAX FLOW from C to V Lt. / min	PORTATA MAX da V a C MAX FLOW from V to C Lt. / min	PRESSIONE MAX MAX PRESSURE Bar
V0581/C	VRFU 90° 1/4" COMPENSATO	17	25	250
V0582/C	VRFU 90° 3/8" COMPENSATO	17	30	250
V0583/C	VRFU 90° 1/2" COMPENSATO	28	45	250

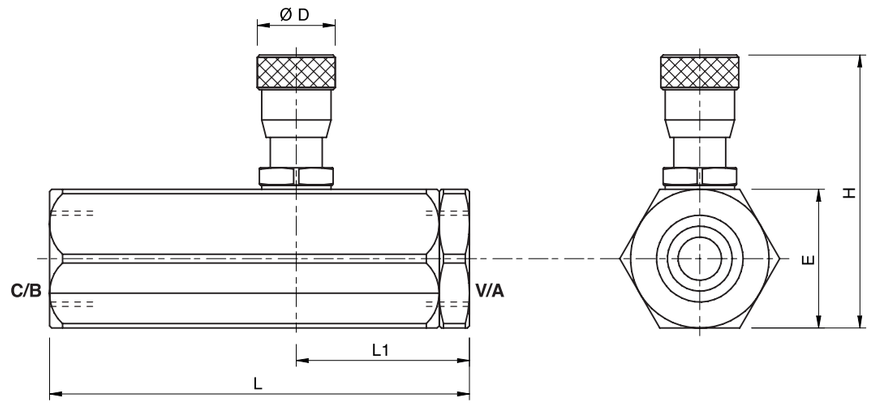

IMPIEGO:
Valvole che permettono di regolare la velocità di un attuatore in una direzione e consentono il flusso libero nell'altra. Il sistema di compensazione interno permette di mantenere costante la velocità anche al variare del carico. Sono caratterizzate da un'elevata precisione di regolazione.

MATERIALI E CARATTERISTICHE:
Corpo: acciaio zincato.
Componenti interni: acciaio temprato termicamente e rettificato.
Guarnizioni: BUNA N standard.
Tenuta: a spillo. Trafilamento nullo a valvola chiusa.

MONTAGGIO:
Collegare V all'alimentazione e C all'attuatore da regolare. Il flusso è regolato da V a C ed è libero nel senso opposto. La regolazione avviene mediante rotazione del pomolo, previo allentamento del grano di fermo posto sul lato.

USE AND OPERATION:
These valves are used to adjust speed of actuators in one direction; flow is free in the reverse . Internal pressure compensation allows constant speed even with varying loads. These valves are characterised by a high adjustment accuracy.

MATERIALS AND FEATURES:
Body: zinc-plated steel.
Internal parts: hardened and ground steel.
Seal: BUNA N standard.
Leakage control - needle type. Minimal leakage when the valve is closed.

CONNECTIONS:
Connect V to the supply and C to the actuator to control; flow is adjust from V to C and is free in the reverse direction. Flow adjustment is done by rotating the plastic hand knob after loosening the side locking screw. This particular configuration allows an accurate adjustment.

Temperatura olio: 50°C - Viscosità olio: 30 cSt
Oil temperature: 50° C - Oil viscosity: 30 cSt

PERDITE DI CARICO
PRESSURE DROP CURVE

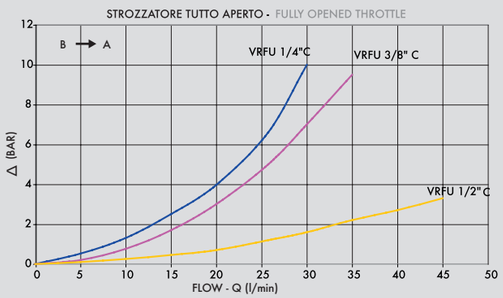

CODICE CODE	SIGLA TYPE	V - C GAS	L mm	L1 mm	D mm	H MAX mm	E mm	PESO WEIGHT kg
V0581/C	VRFU 90° 1/4" COMPENSATO	G1/4"	87,5	36,5	20	63	27	0,524
V0582/C	VRFU 90° 3/8" COMPENSATO	G3/8"	87,5	36,5	20	63	27	0,510
V0583/C	VRFU 90° 1/2" COMPENSATO	G1/2"	107	46	20	76	36	0,700

VALVOLE DI REGOLAZIONE FLUSSO UNIDIREZIONALI A 90° COMPENSATE

SCHEMA IDRAULICO
HYDRAULIC DIAGRAM

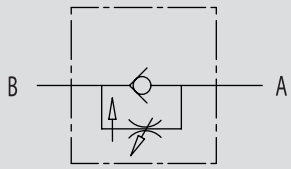

COMPENSATED 90° FLOW REGULATOR VALVES

IMPIEGO:
Valvole che permettono di regolare la velocità di un attuatore in una direzione e consentono il flusso libero nell'altra. Il sistema di compensazione interno permette di mantenere costante la velocità anche al variare del carico. Sono caratterizzate da un'elevata sensibilità di regolazione.

MATERIALI E CARATTERISTICHE:
Corpo: acciaio zincato
Componenti interni: acciaio temprato termicamente e rettificato
Guarnizioni: BUNA N standard
Tenuta: a spillo. Trafilamento nullo a valvola chiusa

MONTAGGIO:
Collegare A all'alimentazione e B all'attuatore da regolare. Il flusso è regolato da A a B ed è libero nel senso opposto. La regolazione avviene mediante rotazione del pomolo, previo allentamento del grano di fermo posto sul lato. Con questa particolare configurazione si riesce ad ottenere una regolazione precisa e sensibile.

USE AND OPERATION:
This valve is used to adjust flow speed of actuators in one direction; flow is free in the reverse one. The internal compensation system allows to keep a constant speed even when the load varies. High adjustment sensitivity.

MATERIALS AND FEATURES:
Body: zinc-plated steel
Internal parts: hardened and ground steel
Seal: BUNA N standard
Tightness: needle type.

APPLICATIONS:
Connect A to the pressure flow and B to the actuator to set; flow is adjust from B to A and is free in the reverse direction. Flow adjustment is made by rotating the hand knob after loosening the side locking screw. This particular configuration allows an accurate and sensitive adjustment.

PERDITA DI CARICO
PRESSURE DROPS CURVE

Temperatura olio: 50°C - Viscosità olio: 30 cSt
Oil temperature: 50° C - Oil viscosity: 30 cSt

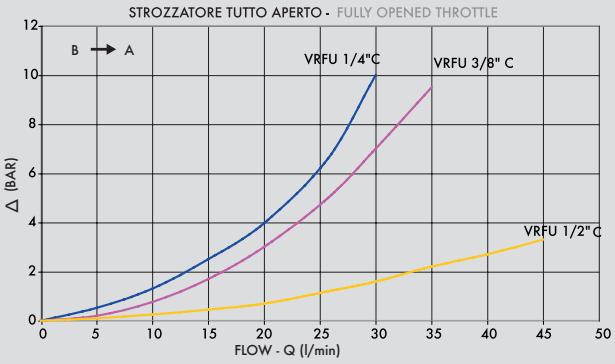

CODICE CODE	SIGLA TYPE	PORTATA MAX da A a B MAX FLOW from A to B Lt. / min	PORTATA MAX da B a A MAX FLOW from B to A Lt. / min	PRESSIONE MAX MAX PRESSURE Bar
V0581/C	VRFU 90° 1/4" COMPENSATO	17	25	250
V0582/C	VRFU 90° 3/8" COMPENSATO	17	30	250
V0583/C	VRFU 90° 1/2" COMPENSATO	28	45	250

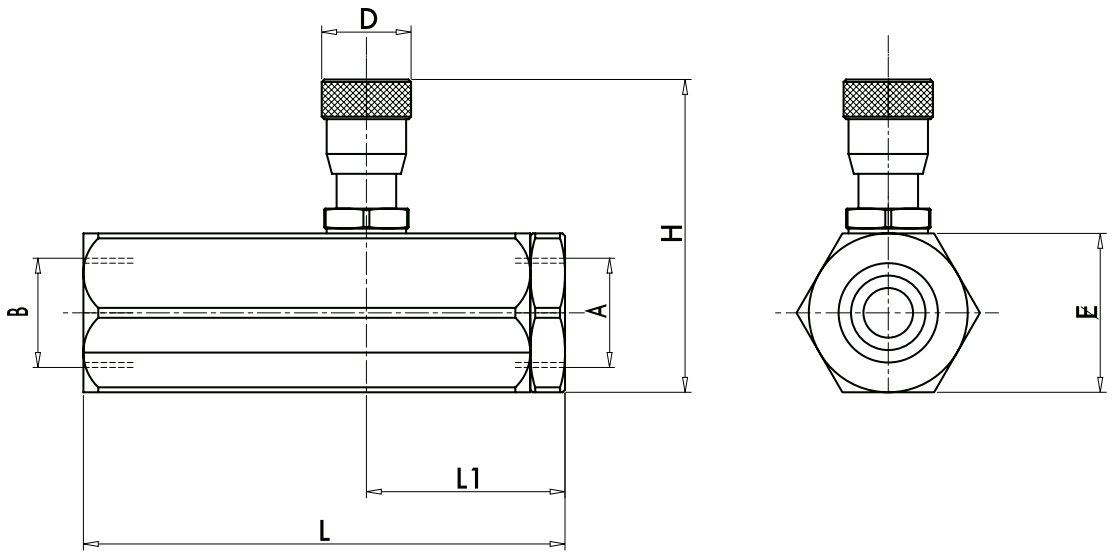

CODICE CODE	SIGLA TYPE	A . B GAS	L mm	L1 mm	D1 mm	H MAX mm	E mm	PESO WEIGHT kg
V0581/C	VRFU 90° 1/4" COMPENSATO	G1/4"	88	37	20	64	32	0,524
V0582/C	VRFU 90° 3/8" COMPENSATO	G3/8"	88	37	20	64	32	0,510
V0583/C	VRFU 90° 1/2" COMPENSATO	G1/2"	107	46	20	76	36	0,700