BSL COUNTERBALANCE BSPP

SINGLE COUNTERBALANCE VALVES FOR CLOSED CENTER, SINGLE FLANGED VERSION

The BSL counterbalance valves (Gas thread) allow you to keep a load locked, the built-in relief valve protects the system from overpressure in the cylinder by sending the oil to drain.



HYDRAULIC CIRCUIT

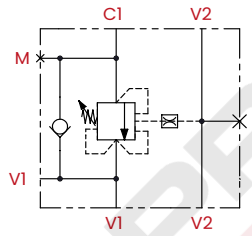

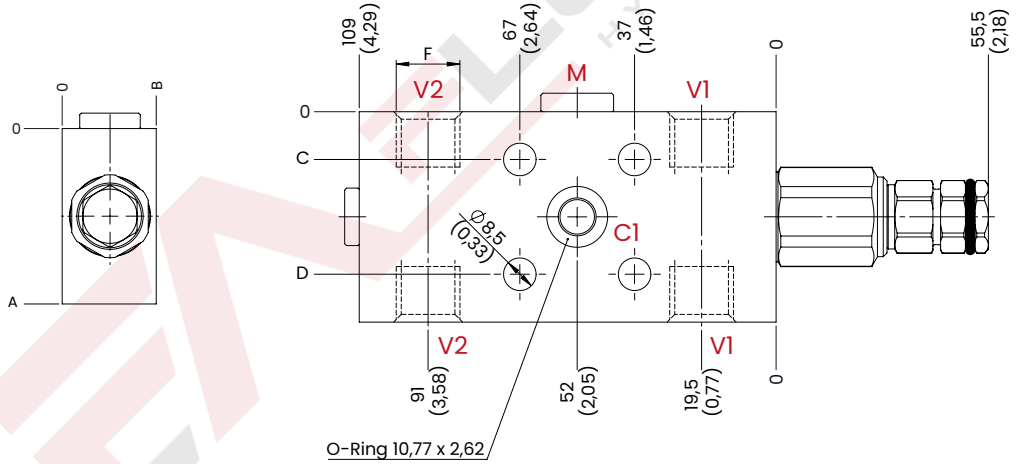

mm [Inches]

TECHNICAL CHARACTERISTICS

mm [Inches]

F	A	B	C	D
1/4 BSPP	55 [2,16]	29,5 [1,16]	12,5 [0,49]	42,5 [1,67]
3/8 BSPP				
1/2 BSPP	65 [2,56]	34,5 [1,36]	17,5 [0,68]	47,5 [1,87]
Steel body (on request stainless steel AISI 316L body)				

PERFORMANCES

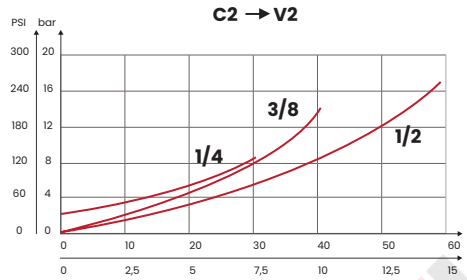

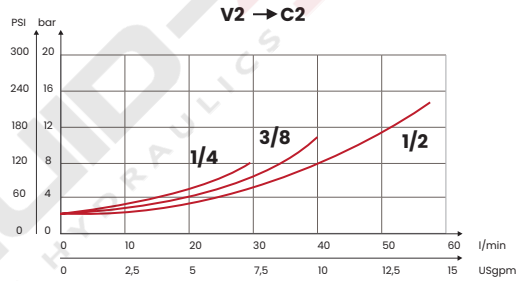

ORDERING CODE

CODE	TYPE	F ports	MAX FLOW l/min [USgpm]	STANDARD SETTING bar [PSI]	RANGE SPRING bar [PSI]	INCREASE TO TURN bar [PSI]	PILOT RATIO	MAX PRESSURE bar [PSI]	WEIGHT kg [lb]
FA1033	BSL1B21	1/4 BSPP	30 [7,9]	210 [3045]	30/210 [435/3045]	80 [1160]	1:4,25 On request 1:8,1	350 [5075]	0,9 [1,98]
FA1034	BSL1B35			350 [5075]	60/350 [870/5075]	135 [1960]			
FA1035	BSL2B21	3/8 BSPP	40 [10,6]	210 [3045]	30/210 [435/3045]	80 [1160]			0,85 [1,87]
FA1036	BSL2B35			350 [5075]	60/350 [870/5075]	135 [1960]			
FA1037	BSL3B21	1/2 BSPP	60 [15,9]	210 [3045]	30/210 [435/3045]	80 [1160]			0,75 [1,65]
FA1038	BSL3B35			350 [5075]	60/350 [870/5075]	135 [1960]			

Standard setting 350 bar [5075 PSI] **to 5 l/m** [1,32 USgpm] **Standard setting 210 bar** [3045 PSI] **to 5 l/m** [1,32 USgpm]

UPDATE Jan. 2025 (v.03)

Mineral oil: DIN 51524 ISO 6743/4 | **Oil viscosity**: 15 to 250 cSt 15-250 mm2/s | **Oil temperature**: -4°F + 176°F -20°C +80°C | **Ambient temperature**: -4°F + 122°F -20°C +50°C | **Max contamination index with filter**: 5 to 250 cSt 15-250 mm2/s | It is necessary a filter use to protect the valve (advised filtration 15 µm) | **Max leakage**: 0,25 cm3/min - 5 drops/min at 80% of the calibration pressure

Via Guadiana n° 8/1, 42124 Reggio Emilia - ITALY | www.fluid-app.it | **sales@fluid-app.it**

Fluid-app Srl reserves the right to modify its products without notice.
Fluid-app Srl si riserva il diritto di modificare i propri prodotti senza preavviso.