# BSCY COUNTERBALANCE BSPP

## SINGLE COUNTERBALANCE VALVES FOR CLOSED CENTER

BSCY counterbalance valves (Gas thread) are used to keep a load locked, the built-in relief valve protects the system from overpressure in the cylinder by draining the oil.



## HYDRAULIC CIRCUIT

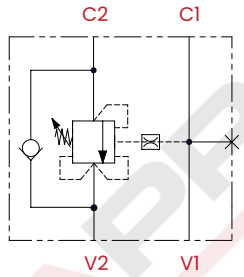





**mm** [Inches]

## TECHNICAL CHARACTERISTICS

**mm** [Inches]

| M | H | L | M | P | Q | R | S | T |
|---|---|---|---|---|---|---|---|---|
| 82 [3,22] | 50 [1,97] | 95 [3,74] | 82 [3,22] | 23 [0,90] | 66 [2,28] | 43 [1,69] | 7 [0,27] | 50 [1,97] |
| 85 [3,34] | 60 [2,36] | 100 [3,93] | 85 [3,34] | 21 [0,82] | 67,5 [2,65] | 50 [1,96] | 10 [0,39] | 49 [1,93] |
| **Steel body (on request stainless steel AISI 316L body)** | | | | | | | | |

## PERFORMANCES

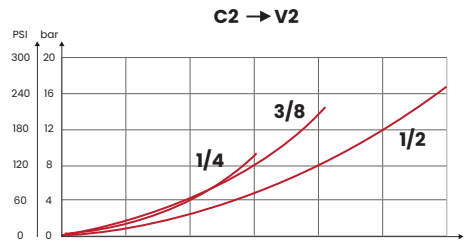


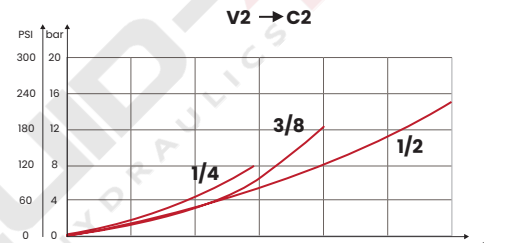


## ORDERING CODE

| CODE | TYPE | F ports | MAX FLOW l/min [USgpm] | MAX PRESSURE bar [PSI] | STANDARD SETTING bar [PSI] | RANGE SPRING bar [PSI] | INCREASE TO TURN bar [PSI] | PILOT RATIO | WEIGHT kg [lb] |
|---|---|---|---|---|---|---|---|---|---|
| FA1118 | BSC1B21YA | 1/4 BSPP | 30 [7,9] | 350 [5075] | 210 [3045] | 30/210 [435/3045] | 80 [1160] | 1:4,25<br>On request 1:8,1 | 1,05 [2,3] |
| FA1119 | BSC1B35YA | | | | 350 [5075] | 60/350 [870/5075] | 135 [1960] | | |
| FA1120 | BSC2B21YA | 3/8 BSPP | 40 [10,6] | | 210 [3045] | 30/210 [435/3045] | 80 [1160] | | 1 [2,2] |
| FA1121 | BSC2B35YA | | | | 350 [5075] | 60/350 [870/5075] | 135 [1960] | | |
| FA1122 | BSC3B21YA | 1/2 BSPP | 60 [15,9] | | 210 [3045] | 30/210 [435/3045] | 80 [1160] | | 1,2 [2,65] |
| FA1123 | BSC3B35YA | | | | 350 [5075] | 60/350 [870/5075] | 135 [1960] | | |

**Standard setting 350 bar** [5075 PSI] **to 5 l/m** [1,32 USgpm] **Standard setting 210 bar** [3045 PSI] **to 5 l/m** [1,32 USgpm]

UPDATE. Jan. 2025 (v.03)



**Mineral oil**: DIN 51524 ISO 6743/4 | **Oil viscosity**: 15 to 250 cSt 15-250 mm2/s | **Oil temperature**: -4°F + 176°F -20°C +80°C | **Ambient temperature**: -4°F + 122°F -20°C +50°C | **Max contamination index with filter**: 5 to 250 cSt 15-250 mm2/s | It is necessary a filter use to protect the valve (advised filtration 15 µm) | **Max leakage**: 0,25 cm3/min - 5 drops/min at 80% of the calibration pressure

Via Guadiana n° 8/1, 42124 Reggio Emilia - ITALY | www.fluid-app.it | **sales@fluid-app.it**

Fluid-app Srl reserves the right to modify its products without notice.
Fluid-app Srl si riserva il diritto di modificare i propri prodotti senza preavviso.