BDCY COUNTERBALANCE BSPP

DOUBLE COUNTERBALANCE VALVES FOR CLOSED CENTER

BDCY counterbalance valves (Gas thread) are used to keep a load locked, the built-in relief valve protects the system from overpressure in the cylinder by draining the oil.



HYDRAULIC CIRCUIT

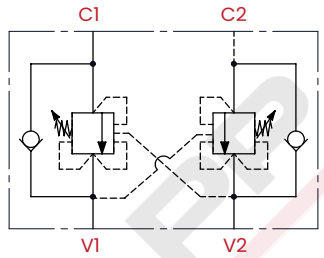

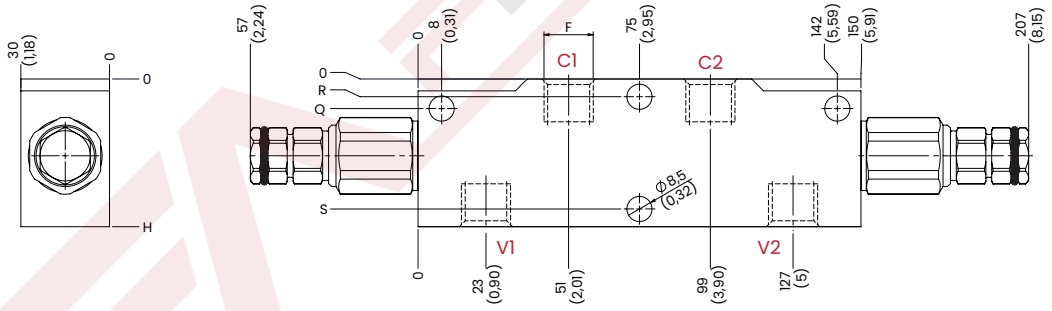

mm [Inches]

TECHNICAL CHARACTERISTICS

mm [Inches]

F	H	P	Q	R
1/4 BSPP	50 [1.97]	5,5 [0,22]	40,5 [1,59]	44,5 [1,75]
3/8 BSPP				
1/2 BSPP	60 [2,36]	8,5 [0,33]	46,5 [1,83]	51,5 [1,03]
Steel body (on request stainless steel AISI 316L body)				

PERFORMANCES

C → V

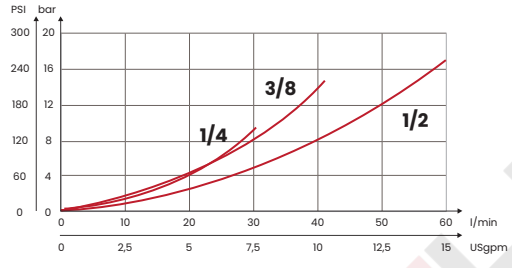

V → C

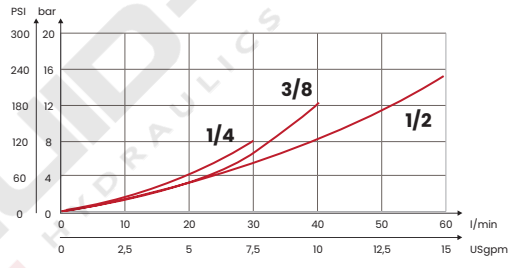

ORDERING CODE

CODE	TYPE	F ports	MAX FLOW l/min [USgpm]	MAX PRESSURE bar [PSI]	STANDARD SETTING bar [PSI]	RANGE SPRING bar [PSI]	INCREASE TO TURN bar [PSI]	PILOT RATIO	WEIGHT kg [lb]
FA2112	BDC1B21YA	1/4 BSPP	30 [7,9]	350 [5075]	210 [3045]	30/210 [435/3045]	80 [1160]	1:4,25 On request 1:8,1	1,8 [4]
FA2113	BDC1B35YA				350 [5075]	60/350 [870/5075]	135 [1960]		
FA2114	BDC2B21YA	3/8 BSPP	40 [10,6]		210 [3045]	30/210 [435/3045]	80 [1160]		1,72 [3,8]
FA2115	BDC2B35YA				350 [5075]	60/350 [870/5075]	135 [1960]		
FA2116	BDC3B21YA	1/2 BSPP	60 [15,9]		210 [3045]	30/210 [435/3045]	80 [1160]		2 [4,4]
FA2117	BDC3B35YA				350 [5075]	60/350 [870/5075]	135 [1960]		

Standard setting 350 bar [5075 PSI] **to 5 l/m** [1,32 USgpm] **Standard setting 210 bar** [3045 PSI] **to 5 l/m** [1,32 USgpm]

UPDATE. Jan. 2025 (v.02)

Mineral oil: DIN 51524 ISO 6743/4 | **Oil viscosity**: 15 to 250 cSt 15-250 mm2/s | **Oil temperature**: -4°F + 176°F -20°C +80°C | **Ambient temperature**: -4°F + 122°F -20°C +50°C | **Max contamination index with filter**: 5 to 250 cSt 15-250 mm2/s | It is necessary a filter use to protect the valve (advised filtration 15 µm) | **Max leakage**: 0,25 cm3/min - 5 drops/min at 80% of the calibration pressure

Via Guadiana n° 8/1, 42124 Reggio Emilia - ITALY | www.fluid-app.it | **sales@fluid-app.it**

Fluid-app Srl reserves the right to modify its products without notice.
Fluid-app Srl si riserva il diritto di modificare i propri prodotti senza preavviso.