DOUBLE COUNTERBALANCE VALVES FOR OPEN CENTER

BDA counterbalance valves are used to keep a load locked, the built-in relief valve protects the system from overpressure in the cylinder by draining the oil.



HYDRAULIC CIRCUIT

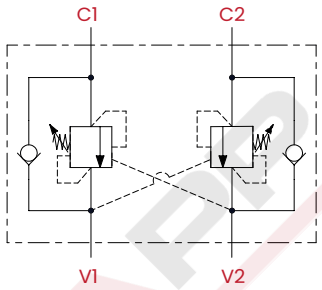

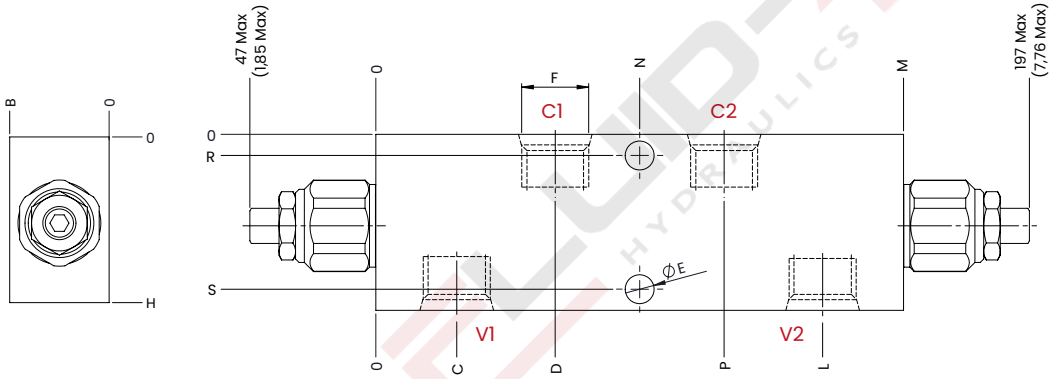

TECHNICAL CHARACTERISTICS

mm [Inches]

F	H	B	C	N	M	L	D	P	S	R	ØE
SAE6 [9/16-18 UNF]	50 [1.97]	30 [1,18]	23 [0,91]	75 [2,95]	150 [5,90]	127 [5]	51 [2,01]	99 [3,9]	6 [0,24]	44 [1,75]	8,2 [0,32]
SAE8 [3/4-16 UNF]											
SAE10 [7/8-16 UNF]	60 [2,36]		21 [0,83]			129 [5,08]			8,5 [0,33]	51,5 [2,03]	8,5 [0,33]
SAE12 [1-1/16-12 UN]	70 [2,75]	40 [1,57]	26 [1,02]	105 [4,13]	210 [8,27]	184 [7,24]	71 [2,78]	139 [5,47]	9 [0,35]	61 [2,4]	10,5 [0,41]
SAE16 [1-5/16-12 UN]	80 [3,15]	50 [1,97]							10 [0,39]	70 [2,75]	
Steel body (on request aluminium body)											

PERFORMANCES

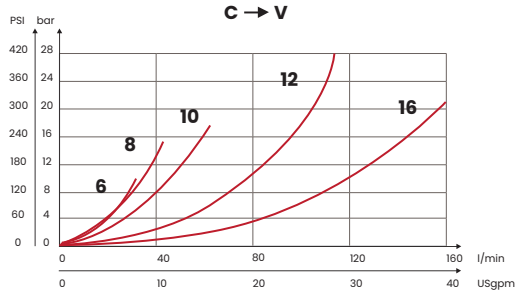

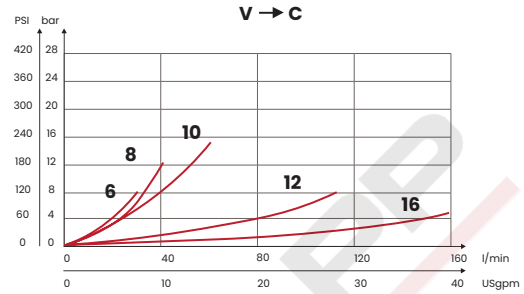

OPTIONAL TAMPER PROOF CAP M10



CODE
62200021

ORDERING CODE

CODE	TYPE	F ports	MAX FLOW l/min [USgpm]	MAX PRESSURE bar [PSI]	STANDARD SETTING bar [PSI]	RANGE SPRING bar [PSI]	INCREASE TO TURN bar [PSI]	PILOT RATIO	WEIGHT kg [lb]
FA2037	BDA1S21	SAE6	30 [7,9]	350 [5075]	210 [3045]	30/210 [435/3045]	80 [1160]	1:4,25 On request 1:8,1	1,8 [4]
FA2038	BDA1S35				350 [5075]	60/350 [870/5075]	135 [1960]		
FA2039	BDA2S21	SAE8	40 [10,6]		210 [3045]	30/210 [435/3045]	80 [1160]		1,72 [3,80]
FA2040	BDA2S35				350 [5075]	60/350 [870/5075]	135 [1960]		
FA2041	BDA3S21	SAE10	60 [15,9]		210 [3045]	30/210 [435/3045]	80 [1160]		2 [4,4]
FA2042	BDA3S35				350 [5075]	60/350 [870/5075]	135 [1960]		
FA2043	BDA4S21	SAE12	110 [28,9]		210 [3045]	30/210 [435/3045]	70 [966]	1:6,2	4,3 [9,46]
FA2044	BDA4S35				350 [5075]	60/350 [870/5075]	145 [2100]		
FA2045	BDA5S21	SAE16	160 [42,1]		210 [3045]	30/210 [435/3045]	70 [966]		6,8 [15]
FA2046	BDA5S35				350 [5075]	60/350 [870/5075]	145 [2100]		
Standard setting 350 bar [5075 PSI] to 5 l/m [1,32 USgpm]					Standard setting 210 bar [3045 PSI] to 5 l/m [1,32 USgpm]				

UPDATE. March 2023 (v.03)

Mineral oil: DIN 51524 ISO 6743/4 | **Oil viscosity**: 15 to 250 cSt 15-250 mm2/s | **Oil temperature**: -4°F + 176°F -20°C +80°C | **Ambient temperature**: -4°F + 122°F -20°C +50°C | **Max contamination index with filter**: 5 to 250 cSt 15-250 mm2/s | It is necessary a filter use to protect the valve (advised filtration 15 µm) | **Max leakage**: 0,25 cm3/min - 5 drops/min at 80% of the calibration pressure

Via Guadiana n° 8/1, 42124 Reggio Emilia - ITALY | www.fluid-app.it | **sales@fluid-app.it**

Fluid-app Srl reserves the right to modify its products without notice.
Fluid-app Srl si riserva il diritto di modificare i propri prodotti senza preavviso.