BDA COUNTERBALANCE BSPP

DOUBLE COUNTERBALANCE VALVES FOR OPEN CENTER

BDA counterbalance valves (Gas thread) are used to keep a load locked, the built-in relief valve protects the system from overpressure in the cylinder by draining the oil.



HYDRAULIC CIRCUIT

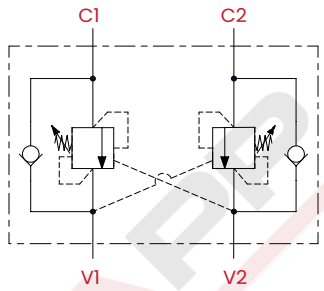

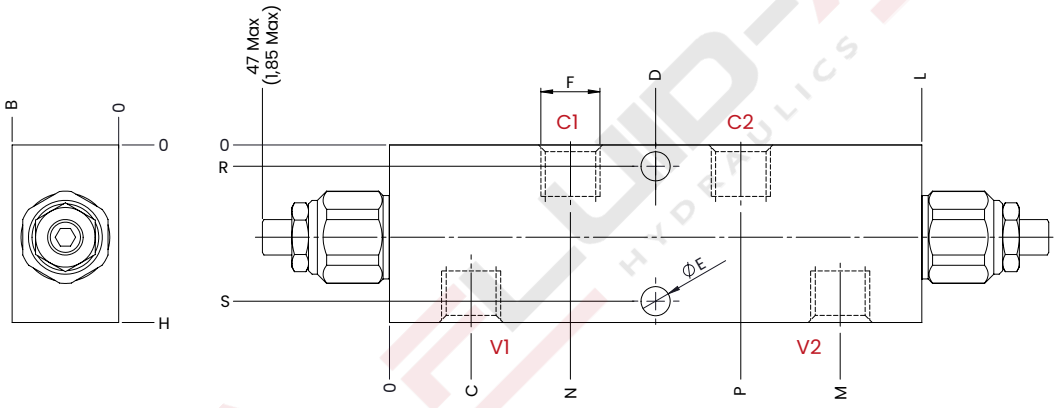

TECHNICAL CHARACTERISTICS

mm [Inches]

F	H	B	C	D	ØE	L	M	N	P	R	S
1/4 BSPP	50 [1.97]	30 [1,18]	23 [0,91]	75 [2,95]	8,5 [0,33]	150 [5,90]	127 [5]	51 [2,01]	99 [3,9]	6 [0,24]	44 [1,75]
3/8 BSPP											
1/2 BSPP	60 [2,36]		21 [0,83]				129 [5,08]			8,5 [0,33]	51,5 [2,03]
3/4 BSPP	70 [2,75]	40 [1,57]	26 [1,02]	105 [4,13]	10,5 [0,41]	210 [8,27]	184 [7,24]	71 [2,78]	139 [5,47]	9 [0,35]	61 [2,4]
1 BSPP	80 [3,15]	50 [1,97]								10 [0,39]	70 [2,75]
Steel body (on request aluminium body - stainless steel AISI 316L body)											

PERFORMANCES

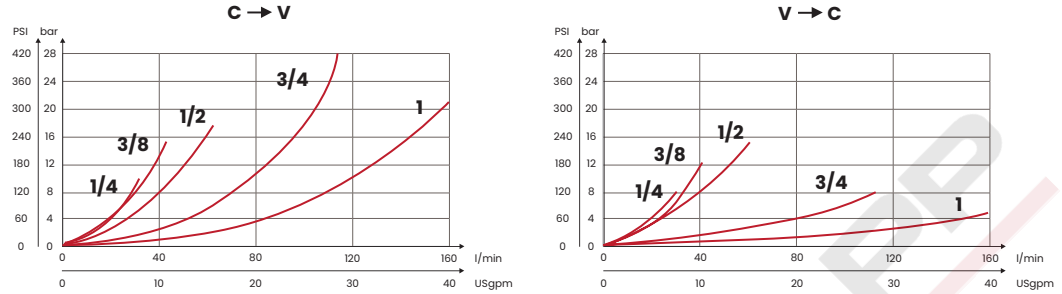

OPTIONAL TAMPER PROOF CAP M10



CODE
62200021

ORDERING CODE

CODE	TYPE	F ports	MAX FLOW l/min [USgpm]	MAX PRESSURE bar [PSI]	STANDARD SETTING bar [PSI]	RANGE SPRING bar [PSI]	INCREASE TO TURN bar [PSI]	PILOT RATIO	WEIGHT kg [lb]
FA2001	BDA1B21	1/4 BSPP	30 [7,9]	350 [5075]	210 [3045]	30/210 [435/3045]	80 [1160]	1:4,25 On request 1:8,1	1,80 [4]
FA2002	BDA1B35				350 [5075]	60/350 [870/5075]	135 [1960]		
FA2003	BDA2B21	3/8 BSPP	40 [10,6]		210 [3045]	30/210 [435/3045]	80 [1160]		1,72 [3,8]
FA2004	BDA2B35				350 [5075]	60/350 [870/5075]	135 [1960]		
FA2005	BDA3B21	1/2 BSPP	60 [15,9]		210 [3045]	30/210 [435/3045]	80 [1160]		2 [4,4]
FA2006	BDA3B35				350 [5075]	60/350 [870/5075]	135 [1960]		
FA2007	BDA4B21	3/4 BSPP	110 [28,9]		210 [3045]	30/210 [435/3045]	70 [966]	1:6,2 On request 1:10,6	4,30 [9,46]
FA2008	BDA4B35				350 [5075]	60/350 [870/5075]	145 [2100]		
FA2009	BDA5B21	1 BSPP	160 [42,1]		210 [3045]	30/210 [435/3045]	70 [966]		6,8 [15]
FA2010	BDA5B35				350 [5075]	60/350 [870/5075]	145 [2100]		

Standard setting 350 bar [5075 PSI] **to 5 l/m** [1,32 USgpm] **Standard setting 210 bar** [3045 PSI] **to 5 l/m** [1,32 USgpm]

UPDATE. Sept. 2024 (v.09)

Mineral oil: DIN 51524 ISO 6743/4 | **Oil viscosity**: 15 to 250 cSt 15-250 mm2/s | **Oil temperature**: -4°F + 176°F -20°C +80°C | **Ambient temperature**: -4°F + 122°F -20°C +50°C | **Max contamination index with filter**: 5 to 250 cSt 15-250 mm2/s | It is necessary a filter use to protect the valve (advised filtration 15 µm) | **Max leakage**: 0,25 cm3/min - 5 drops/min at 80% of the calibration pressure

Via Guadiana n° 8/1, 42124 Reggio Emilia - ITALY | www.fluid-app.it | **sales@fluid-app.it**

Fluid-app Srl reserves the right to modify its products without notice.
Fluid-app Srl si riserva il diritto di modificare i propri prodotti senza preavviso.