# BDA COUNTERBALANCE BSPP

## DOUBLE COUNTERBALANCE VALVES FOR OPEN CENTER

BDA counterbalance valves (Gas thread) are used to keep a load locked, the built-in relief valve protects the system from overpressure in the cylinder by draining the oil.



## HYDRAULIC CIRCUIT

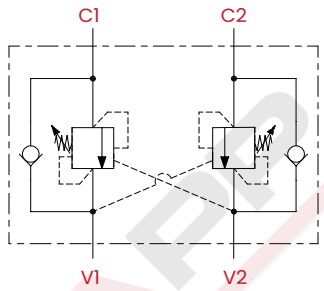


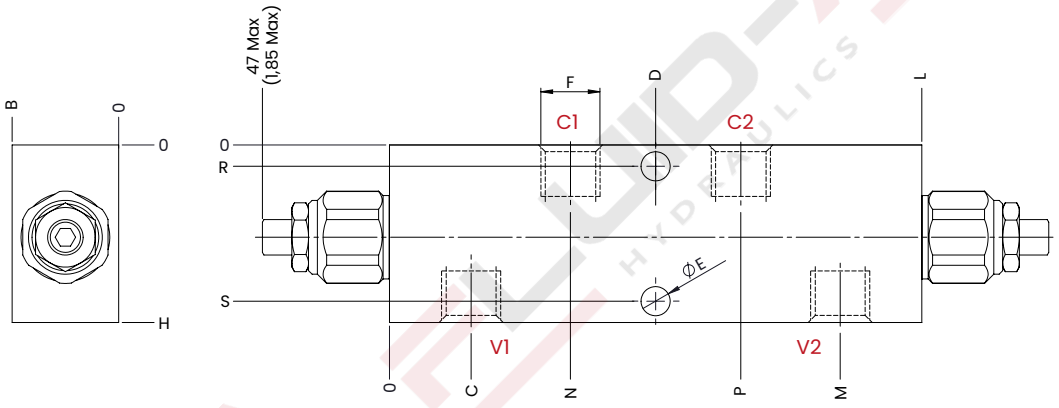


## TECHNICAL CHARACTERISTICS

mm [Inches]

| F | H | B | C | D | ØE | L | M | N | P | R | S |
|---|---|---|---|---|---|---|---|---|---|---|---|
| 1/4 BSPP | 50 [1.97] | 30 [1,18] | 23 [0,91] | 75 [2,95] | 8,5 [0,33] | 150 [5,90] | 127 [5] | 51 [2,01] | 99 [3,9] | 6 [0,24] | 44 [1,75] |
| 3/8 BSPP | | | | | | | | | | | |
| 1/2 BSPP | 60 [2,36] | | 21 [0,83] | | | | 129 [5,08] | | | 8,5 [0,33] | 51,5 [2,03] |
| 3/4 BSPP | 70 [2,75] | 40 [1,57] | 26 [1,02] | 105 [4,13] | 10,5 [0,41] | 210 [8,27] | 184 [7,24] | 71 [2,78] | 139 [5,47] | 9 [0,35] | 61 [2,4] |
| 1 BSPP | 80 [3,15] | 50 [1,97] | | | | | | | | 10 [0,39] | 70 [2,75] |
| Steel body (on request aluminium body - stainless steel AISI 316L body) | | | | | | | | | | | |

## PERFORMANCES

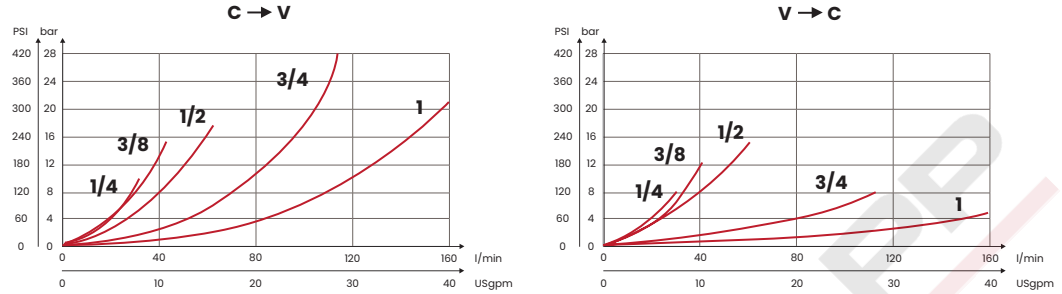


## OPTIONAL TAMPER PROOF CAP M10



| CODE |
|---|
| 62200021 |

## ORDERING CODE

| CODE | TYPE | F ports | MAX FLOW l/min [USgpm] | MAX PRESSURE bar [PSI] | STANDARD SETTING bar [PSI] | RANGE SPRING bar [PSI] | INCREASE TO TURN bar [PSI] | PILOT RATIO | WEIGHT kg [lb] |
|---|---|---|---|---|---|---|---|---|---|
| FA2001 | BDA1B21 | 1/4 BSPP | 30 [7,9] | 350 [5075] | 210 [3045] | 30/210 [435/3045] | 80 [1160] | 1:4,25 On request 1:8,1 | 1,80 [4] |
| FA2002 | BDA1B35 | | | | 350 [5075] | 60/350 [870/5075] | 135 [1960] | | |
| FA2003 | BDA2B21 | 3/8 BSPP | 40 [10,6] | | 210 [3045] | 30/210 [435/3045] | 80 [1160] | | 1,72 [3,8] |
| FA2004 | BDA2B35 | | | | 350 [5075] | 60/350 [870/5075] | 135 [1960] | | |
| FA2005 | BDA3B21 | 1/2 BSPP | 60 [15,9] | | 210 [3045] | 30/210 [435/3045] | 80 [1160] | | 2 [4,4] |
| FA2006 | BDA3B35 | | | | 350 [5075] | 60/350 [870/5075] | 135 [1960] | | |
| FA2007 | BDA4B21 | 3/4 BSPP | 110 [28,9] | | 210 [3045] | 30/210 [435/3045] | 70 [966] | 1:6,2 On request 1:10,6 | 4,30 [9,46] |
| FA2008 | BDA4B35 | | | | 350 [5075] | 60/350 [870/5075] | 145 [2100] | | |
| FA2009 | BDA5B21 | 1 BSPP | 160 [42,1] | | 210 [3045] | 30/210 [435/3045] | 70 [966] | | 6,8 [15] |
| FA2010 | BDA5B35 | | | | 350 [5075] | 60/350 [870/5075] | 145 [2100] | | |

**Standard setting 350 bar** [5075 PSI] **to 5 l/m** [1,32 USgpm] **Standard setting 210 bar** [3045 PSI] **to 5 l/m** [1,32 USgpm]

UPDATE. Sept. 2024 (v.09)



**Mineral oil**: DIN 51524 ISO 6743/4 | **Oil viscosity**: 15 to 250 cSt 15-250 mm2/s | **Oil temperature**: -4°F + 176°F -20°C +80°C | **Ambient temperature**: -4°F + 122°F -20°C +50°C | **Max contamination index with filter**: 5 to 250 cSt 15-250 mm2/s | It is necessary a filter use to protect the valve (advised filtration 15 µm) | **Max leakage**: 0,25 cm3/min - 5 drops/min at 80% of the calibration pressure

Via Guadiana n° 8/1, 42124 Reggio Emilia - ITALY | www.fluid-app.it | **sales@fluid-app.it**

Fluid-app Srl reserves the right to modify its products without notice.
Fluid-app Srl si riserva il diritto di modificare i propri prodotti senza preavviso.